


Q1 Including this year, how many years has your family been a part of the DCS Montessori community?

Answered: 215 Skipped: 0





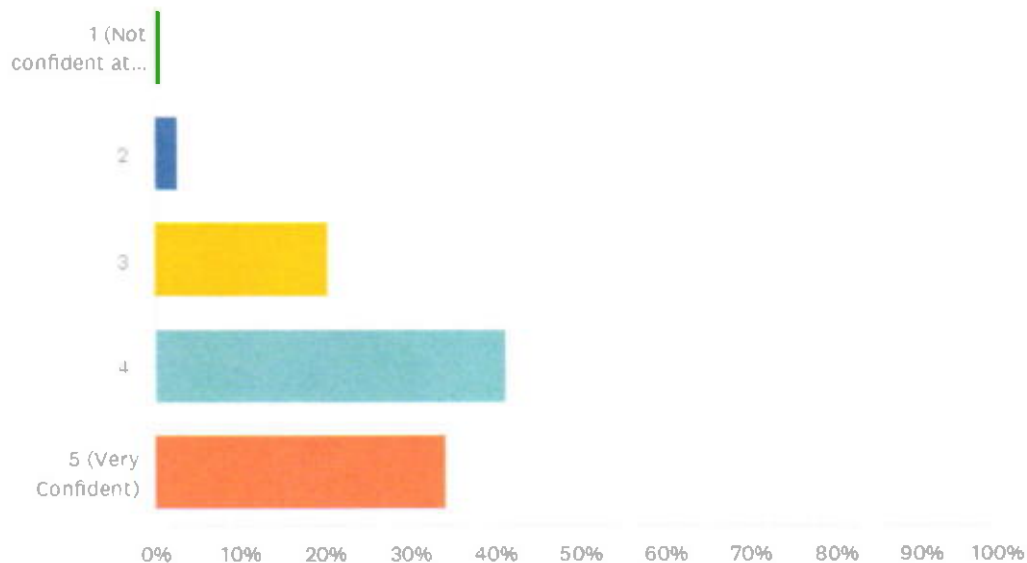
ANSWER CHOICES

RESPONSES

1	16.74%	36
2	23.72%	51
3	9.30%	20
4	10.70%	23
5	7.91%	17
6	7.44%	16
7	6.51%	14
8	4.65%	10
9	2.79%	6
10	2.79%	6
11	2.79%	6
12	1.40%	3
13	0.93%	2
14	0.47%	1
15	0.47%	1
16	0.47%	1
17	0.47%	1
18	0.00%	0
19	0.00%	0
20	0.47%	1
TOTAL		215

Q2 On a scale of 1 to 5, how confident is your understanding of the Montessori philosophy?

Answered: 215 Skipped: 0



ANSWER CHOICES

1 (Not confident at all)

2

3

4

5 (Very Confident)

TOTAL

RESPONSES

0.93%

2.79%

20.47%

41.40%

34.42%

2

6

44

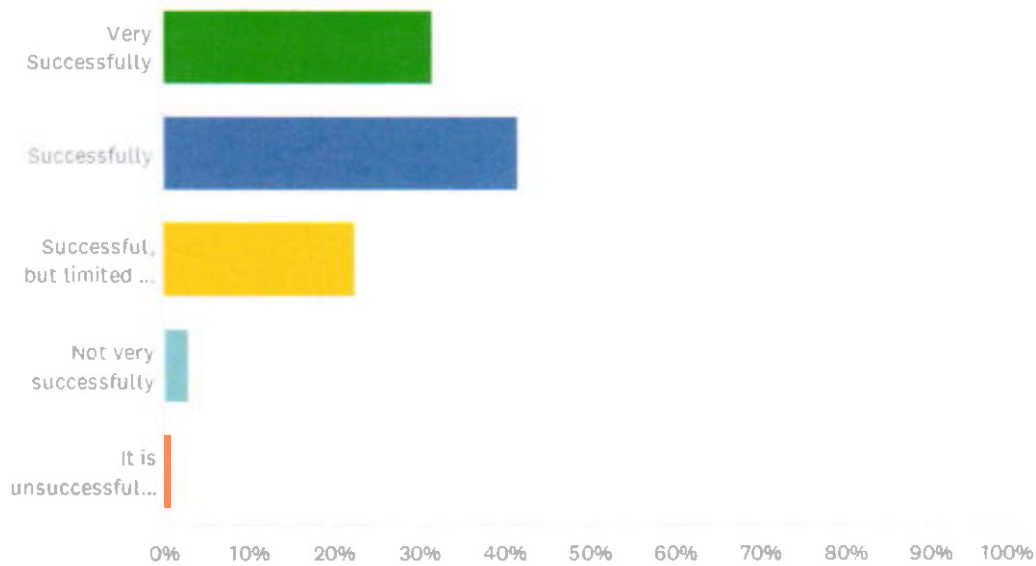
89

74

215

Q3 In your opinion, how successfully does DCSM implement Montessori?

Answered: 208 Skipped: 7



ANSWER CHOICES

Very Successfully

Successfully

Successful, but limited to the extent a public school can

Not very successfully

It is unsuccessful in Montessori implementation

TOTAL

RESPONSES

31.73%

41.83%

22.60%

2.88%

0.96%

66

87

47

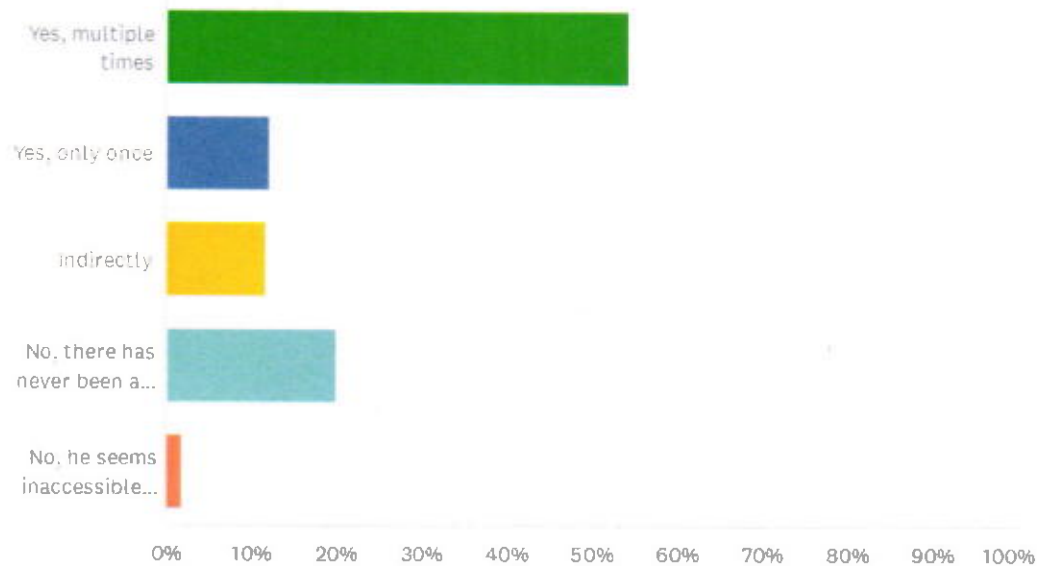
6

2

208

Q4 Have you had an individual interaction with our current Head of School, Mr. Jeromy?

Answered: 215 Skipped: 0



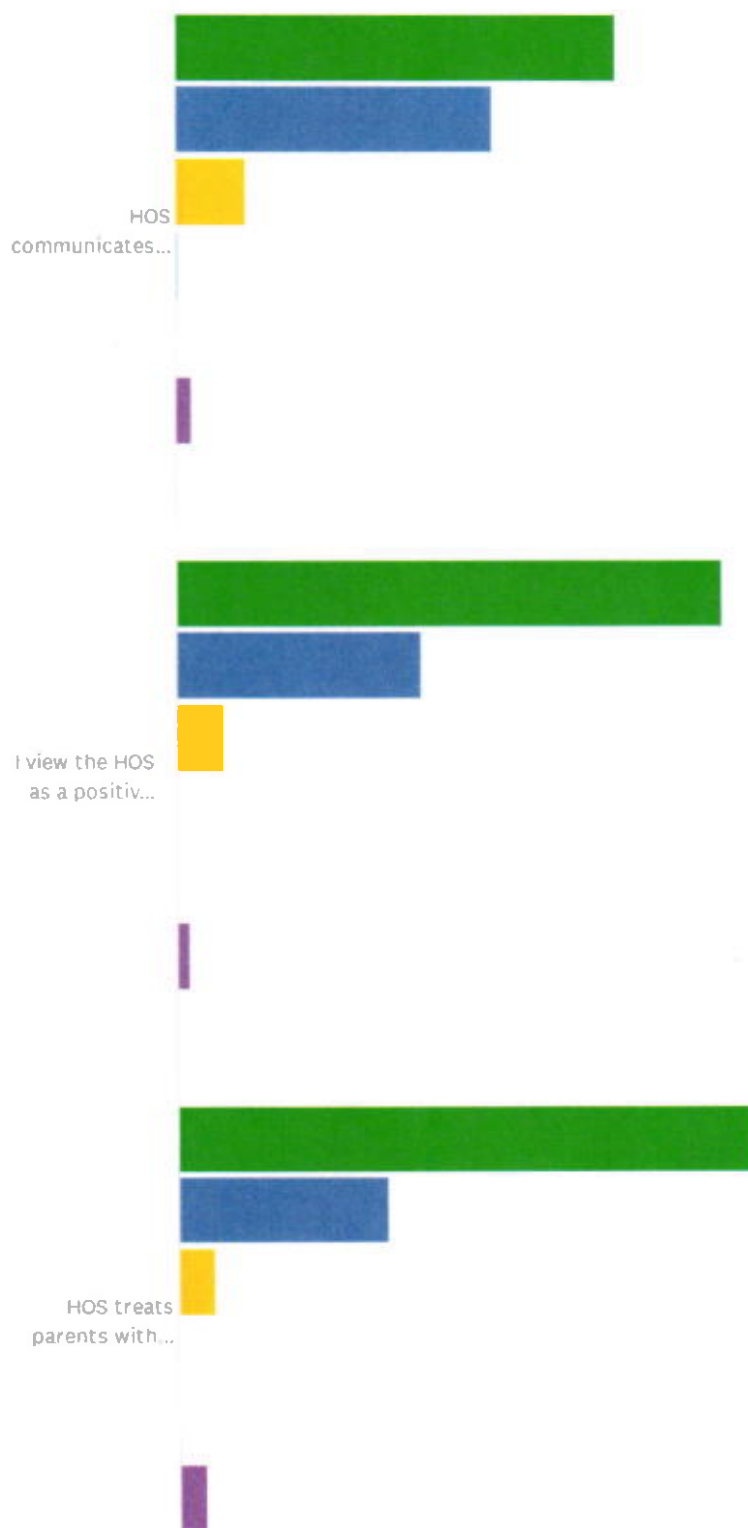
ANSWER CHOICES

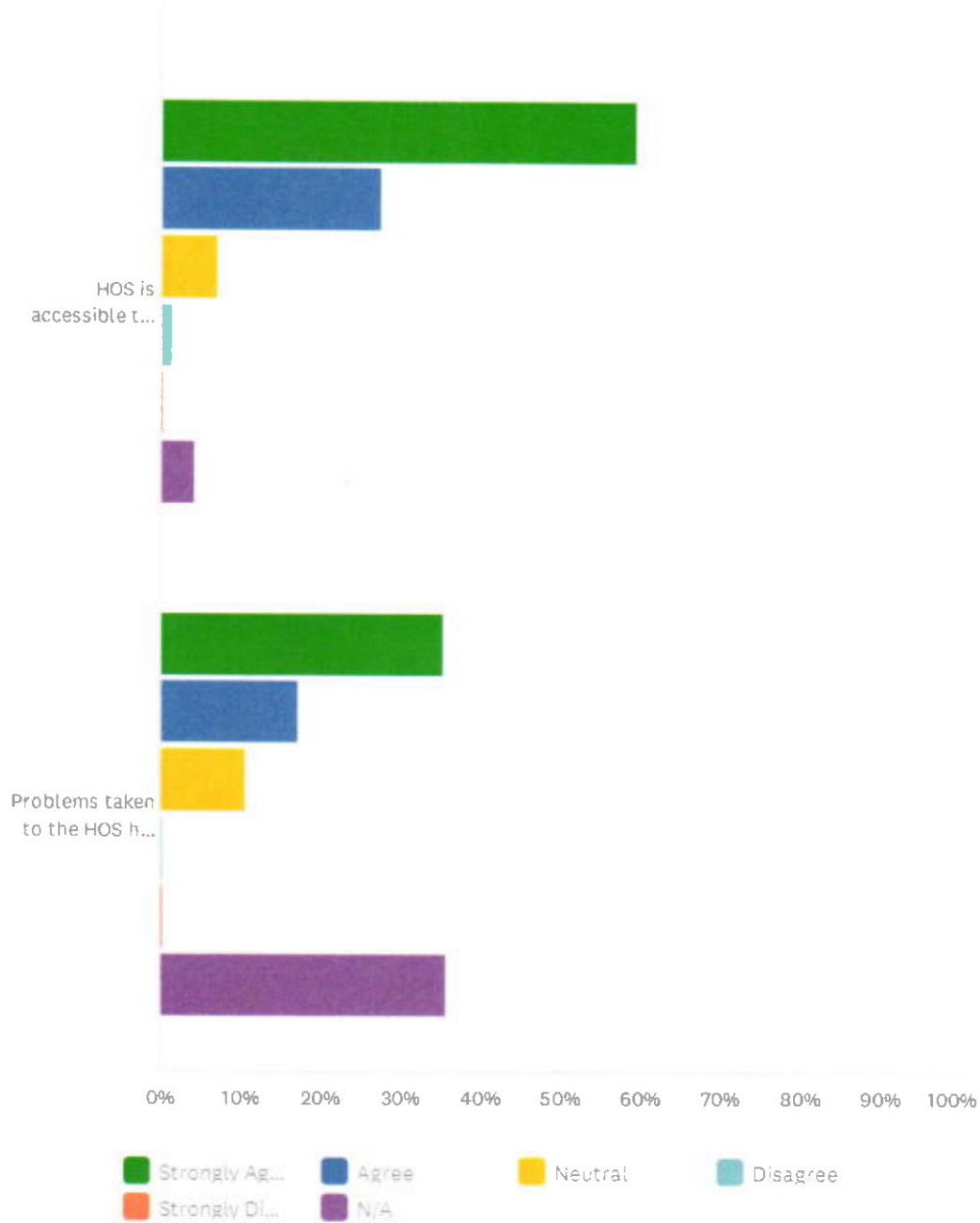
RESPONSES

Yes, multiple times	54.42%	117
Yes, only once	12.09%	26
Indirectly	11.63%	25
No, there has never been a need	20.00%	43
No, he seems inaccessible to me	1.86%	4
TOTAL		215

Q5 Head of School (HOS): [The head of our school is the leader of our school, more commonly referred to as Principal - currently Mr. Jeromy Johnson]

Answered: 215 Skipped: 0

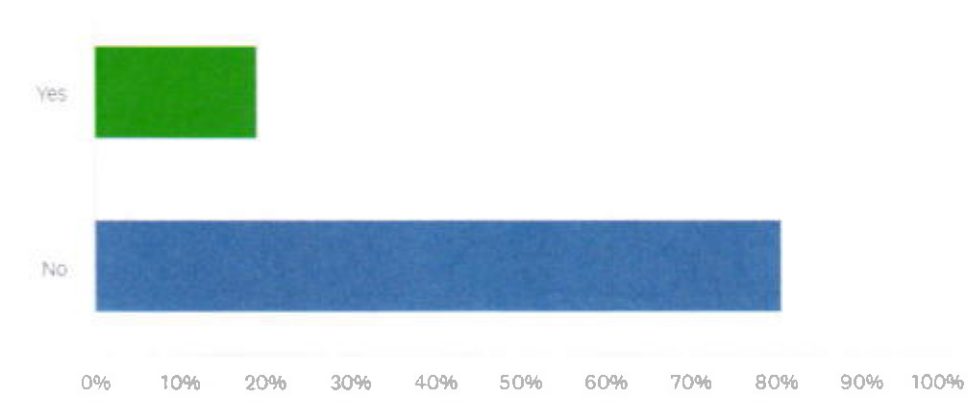




	STRONGLY AGREE	AGREE	NEUTRAL	DISAGREE	STRONGLY DISAGREE	N/A	TOTAL
HOS communicates effectively to the parent body	51.87% 111	37.38% 80	8.41% 18	0.47% 1	0.00% 0	1.87% 4	214
I view the HOS as a positive educational leader	64.19% 138	28.84% 62	5.58% 12	0.00% 0	0.00% 0	1.40% 3	215
HOS treats parents with respect	67.91% 146	24.65% 53	4.19% 9	0.00% 0	0.00% 0	3.26% 7	215
HOS is accessible to the parents	59.53% 128	27.44% 59	6.98% 15	1.40% 3	0.47% 1	4.19% 9	215
Problems taken to the HOS have been resolved	35.35% 76	17.21% 37	10.70% 23	0.47% 1	0.47% 1	35.81% 77	215

Q6 Have you been to a Meeting of the DCS Montessori Board of Directors?

Answered: 214 Skipped: 1



ANSWER CHOICES

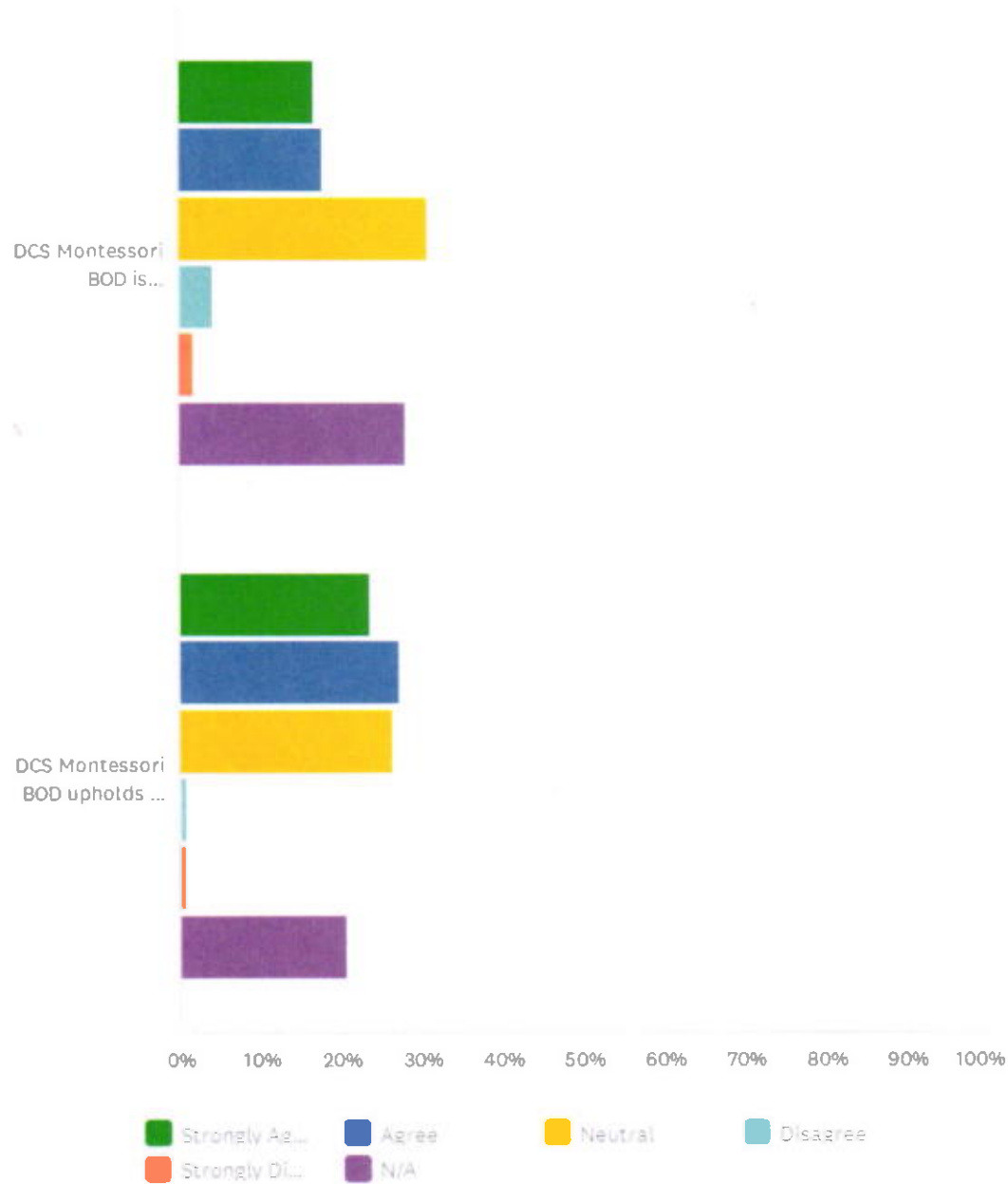
Yes
No
TOTAL

RESPONSES

19 16%	41
80 84%	173
	214

Q7 Board of Directors (BOD): [The elected group of parent and community members charged with overseeing DCS Montessori, NOT the Douglas County Board of Education.]

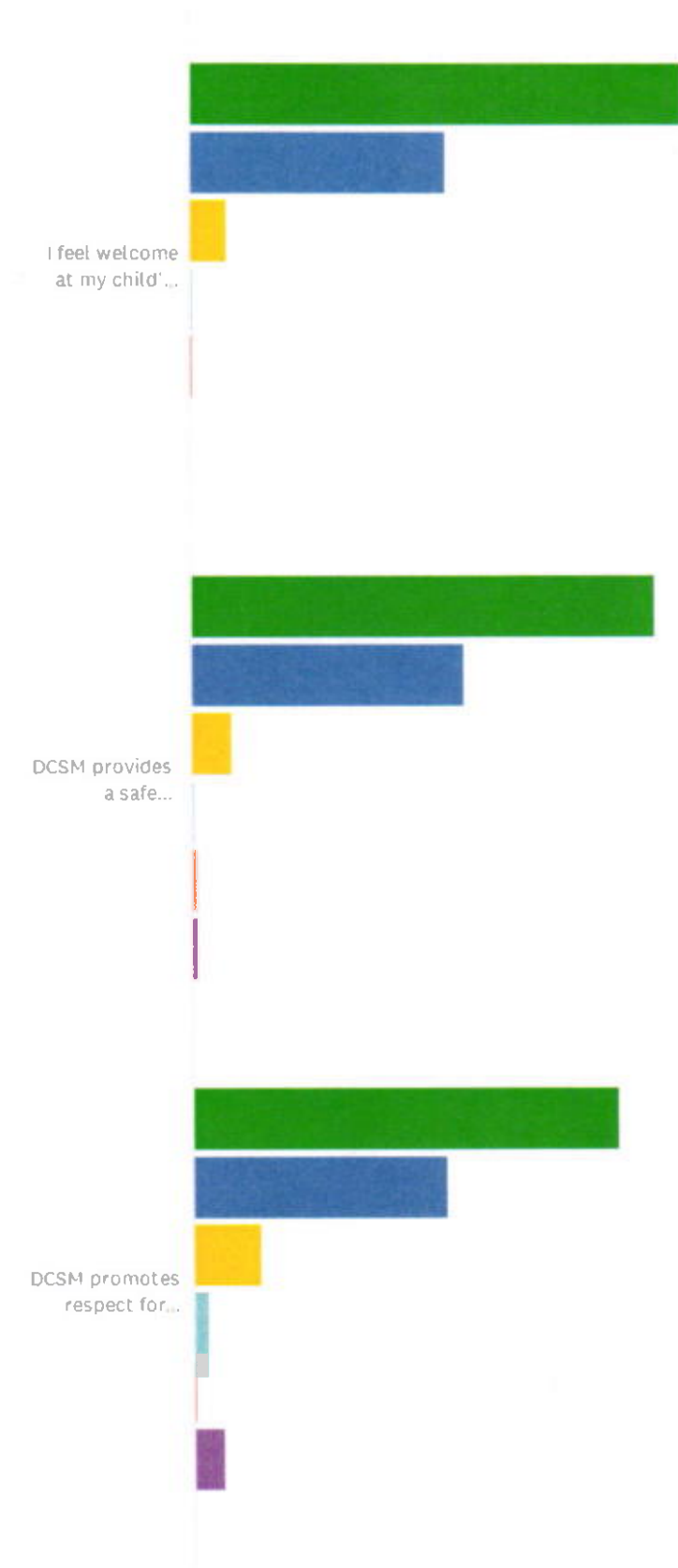
Answered: 213 Skipped: 2

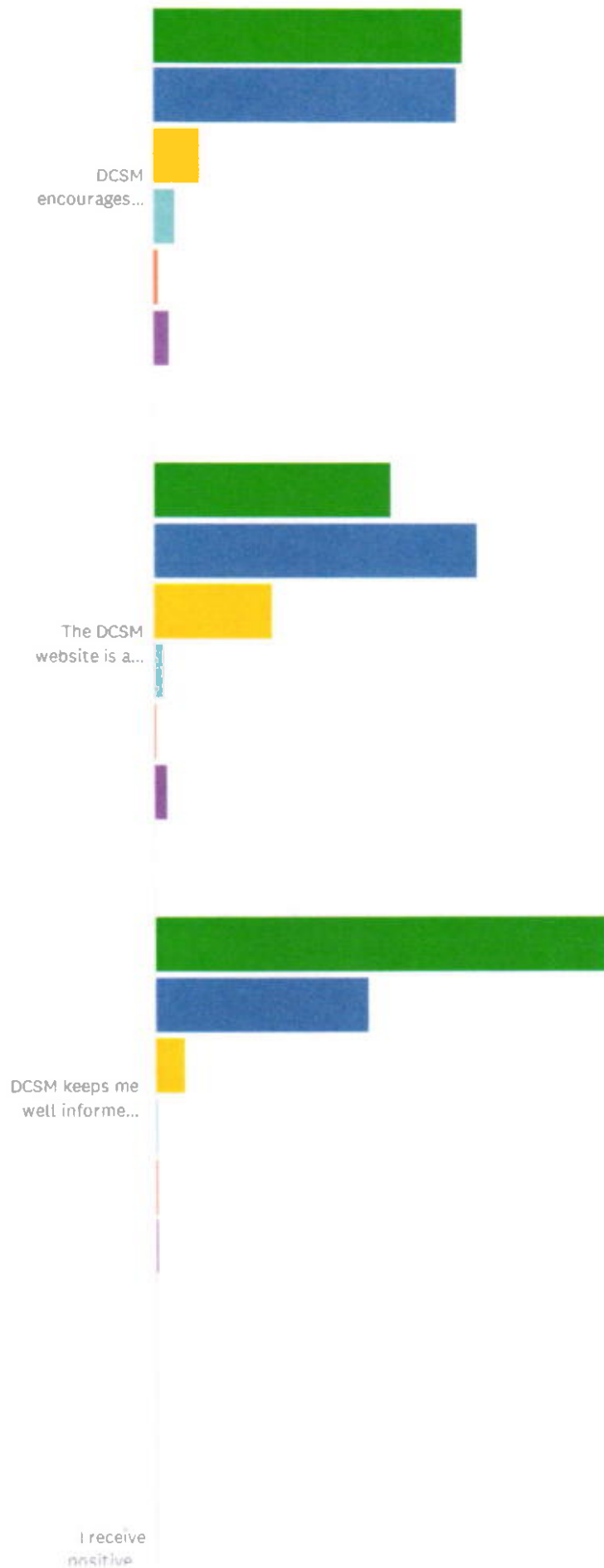


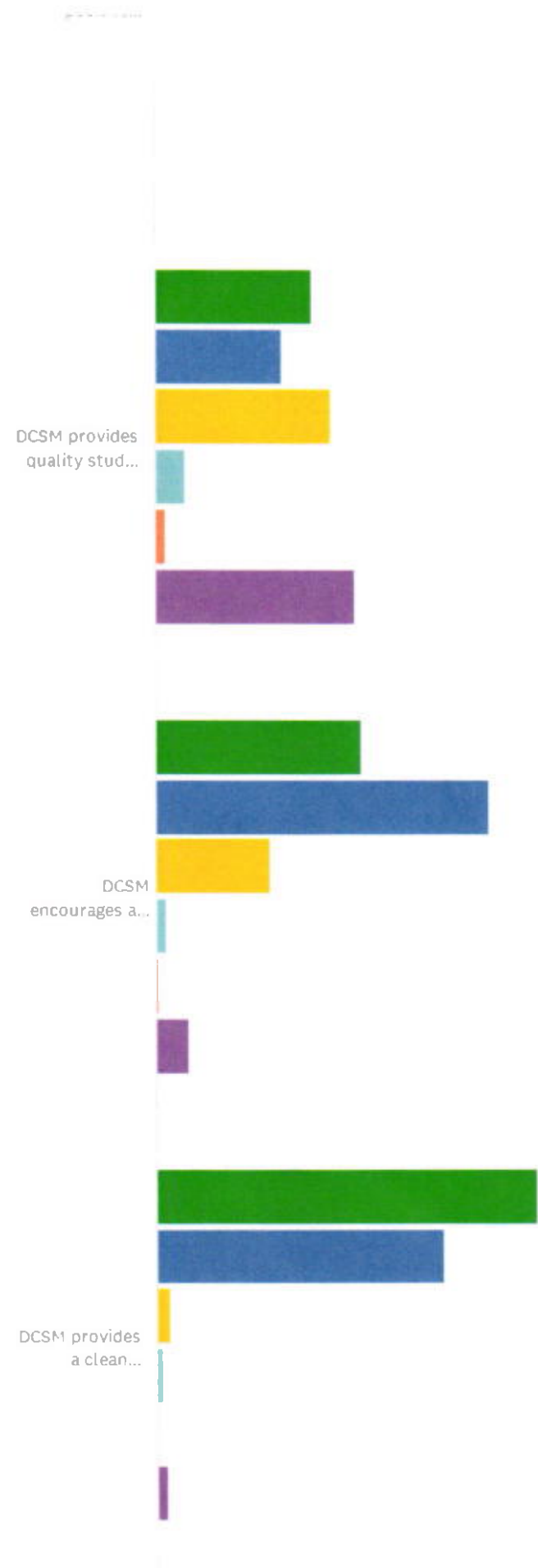
	STRONGLY AGREE	AGREE	NEUTRAL	DISAGREE	STRONGLY DISAGREE	N/A	TOTAL
DCS Montessori BOD is accessible to the parents.	16.90% 36	17.84% 38	30.99% 66	4.23% 9	1.88% 4	28.17% 60	213
DCS Montessori BOD upholds the mission/vision of the school.	23.58% 50	27.36% 58	26.42% 56	0.94% 2	0.94% 2	20.75% 44	212

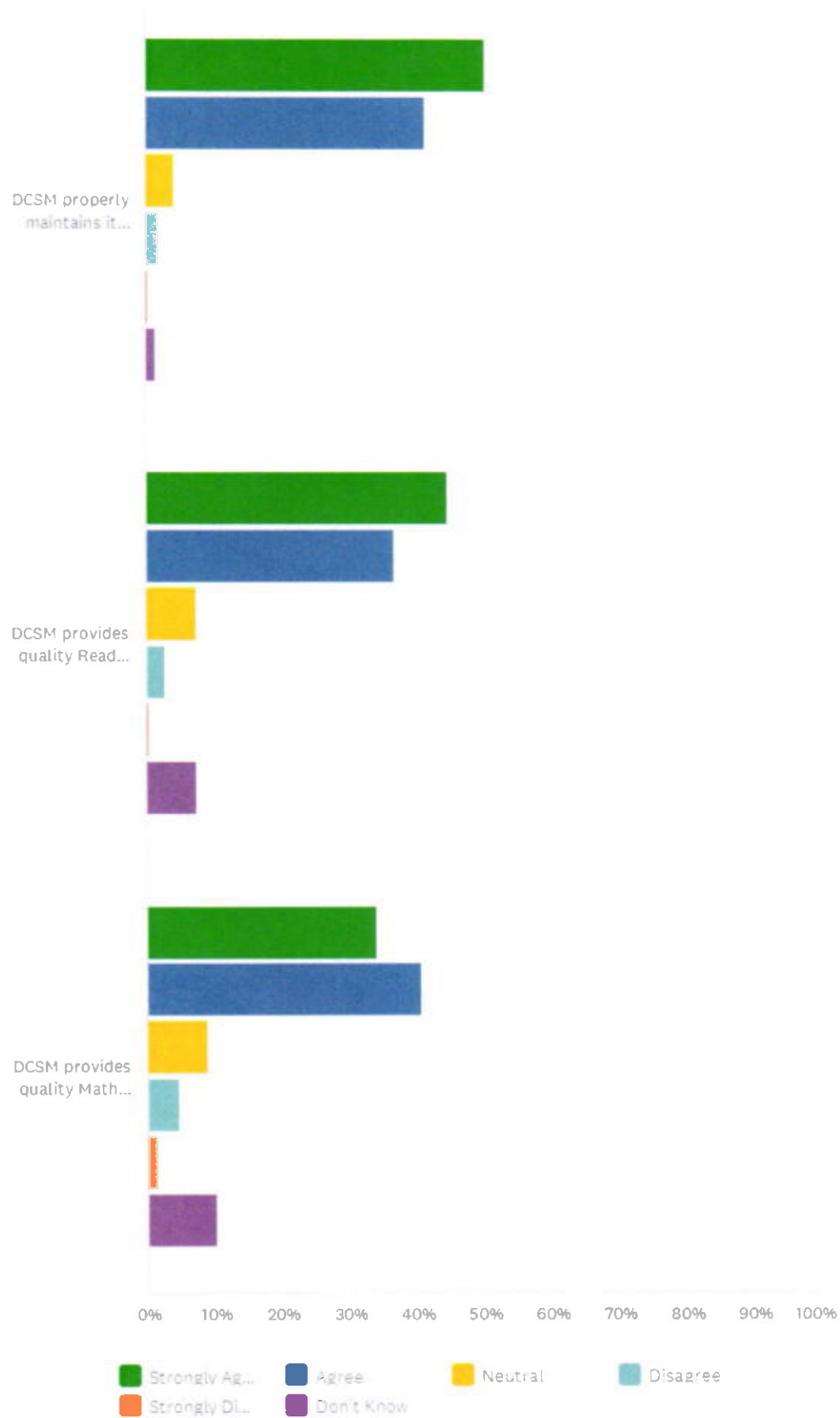
Q8 Our School

Answered: 215 Skipped: 0





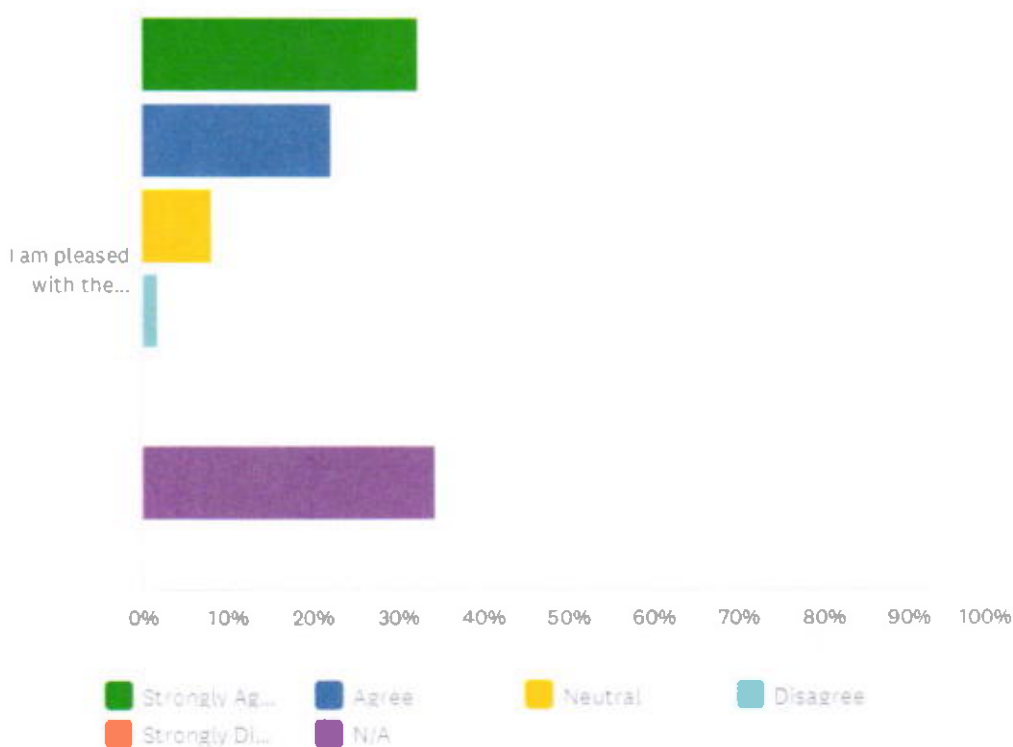




	STRONGLY AGREE	AGREE	NEUTRAL	DISAGREE	STRONGLY DISAGREE	DON'T KNOW	TOTAL
I feel welcome at my child's school.	62.15% 133	32.24% 69	4.67% 10	0.47% 1	0.47% 1	0.00% 0	214
DCSM provides a safe environment.	56.14% 125	34.42% 74	5.12% 11	0.47% 1	0.93% 2	0.93% 2	215
DCSM promotes respect for cultural diversity in the school and community.	53.52% 114	31.92% 68	8.45% 18	1.88% 4	0.47% 1	3.76% 8	213
DCSM encourages exploration of the creative arts.	43.93% 94	42.99% 92	6.54% 14	3.27% 7	0.93% 2	2.34% 5	214
The DCSM website is a valuable resource to me.	33.64% 72	45.79% 98	16.82% 36	1.40% 3	0.47% 1	1.87% 4	214
DCSM keeps me well informed (through email, website, app etc.)	64.15% 136	30.19% 64	4.25% 9	0.47% 1	0.47% 1	0.47% 1	212
I receive positive communication from the school	0.00% 0	0.00% 0	0.00% 0	0.00% 0	0.00% 0	0.00% 0	0
DCSM provides quality student Mental Health supports and services	22.43% 48	18.22% 39	25.23% 54	4.21% 9	1.40% 3	28.50% 61	214
DCSM encourages a healthy lifestyle for my student	29.44% 63	47.66% 102	16.36% 35	1.40% 3	0.47% 1	4.67% 10	214
DCSM provides a clean environment for my child's learning	54.67% 117	41.12% 88	1.87% 4	0.93% 2	0.00% 0	1.40% 3	214
DCSM properly maintains its facilities	50.47% 108	41.59% 89	4.21% 9	1.87% 4	0.47% 1	1.40% 3	214
DCSM provides quality Reading resources and support services	44.86% 96	36.92% 79	7.48% 16	2.80% 6	0.47% 1	7.48% 16	214
DCSM provides quality Math resources and support services	34.11% 73	40.65% 87	8.88% 19	4.67% 10	1.40% 3	10.28% 22	214

Q9 Before, Extended and After Childcare (Cougar's Den) and After School Programs (ASP)

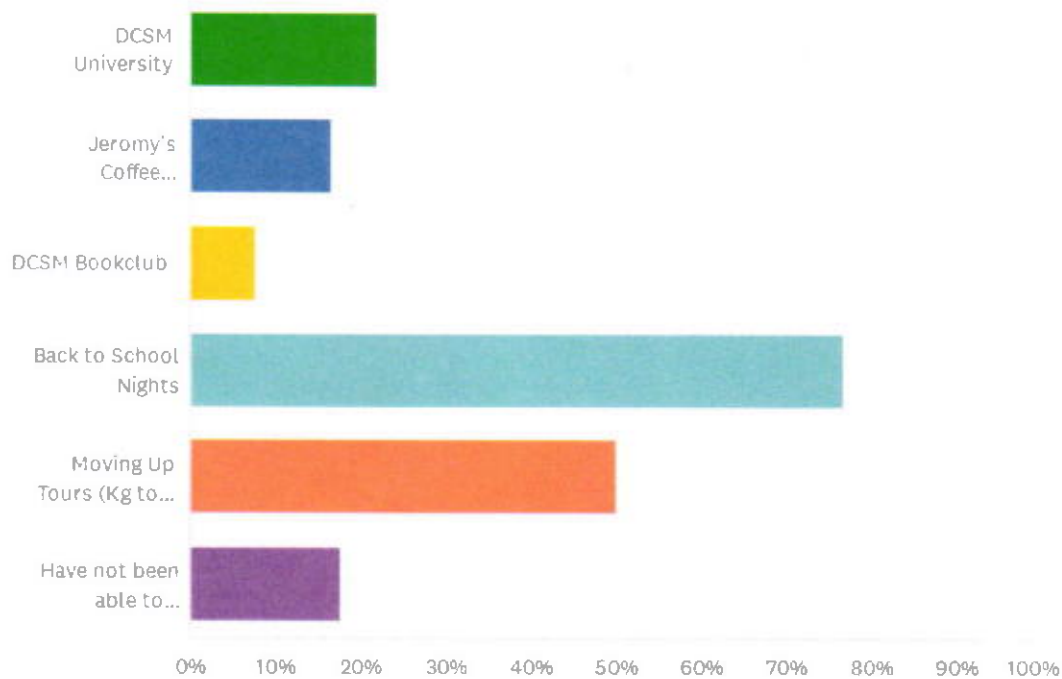
Answered: 214 Skipped: 1



	STRONGLY AGREE	AGREE	NEUTRAL	DISAGREE	STRONGLY DISAGREE	N/A	TOTAL
I am pleased with the activities offered during the before/extended/after care programs (Cougar's Den).	32.71% 70	22.43% 48	8.41% 18	1.87% 4	0.00% 0	34.58% 74	214

Q10 What Parent Education opportunities have you participated in?

Answered: 210 Skipped: 5



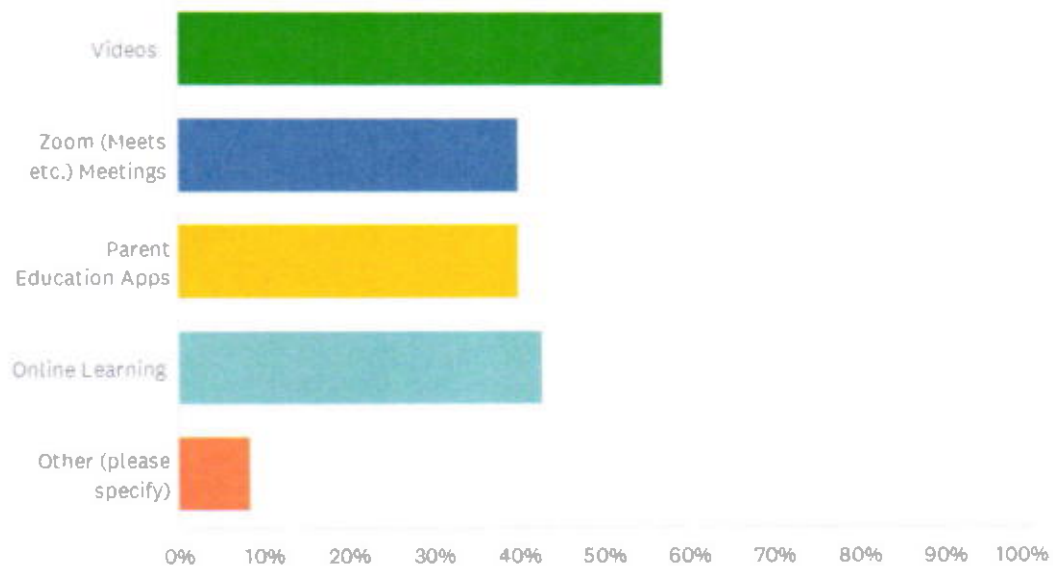
ANSWER CHOICES

RESPONSES

DCSM University	21.90%	46
Jeromy's Coffee (formerly Cougar Coffee)	16.67%	35
DCSM Bookclub	7.62%	16
Back to School Nights	76.67%	161
Moving Up Tours (Kg to Lower EI, Lower to Upper etc.)	50.00%	105
Have not been able to participate	17.62%	37
Total Respondents: 210		

Q11 What format would get/enable you to participate in parent education?

Answered: 35 Skipped: 180



ANSWER CHOICES

Videos

Zoom (Meets etc.) Meetings

Parent Education Apps

Online Learning

Other (please specify)

Total Respondents: 35

RESPONSES

57.14%

40.00%

40.00%

42.86%

8.57%

20

14

14

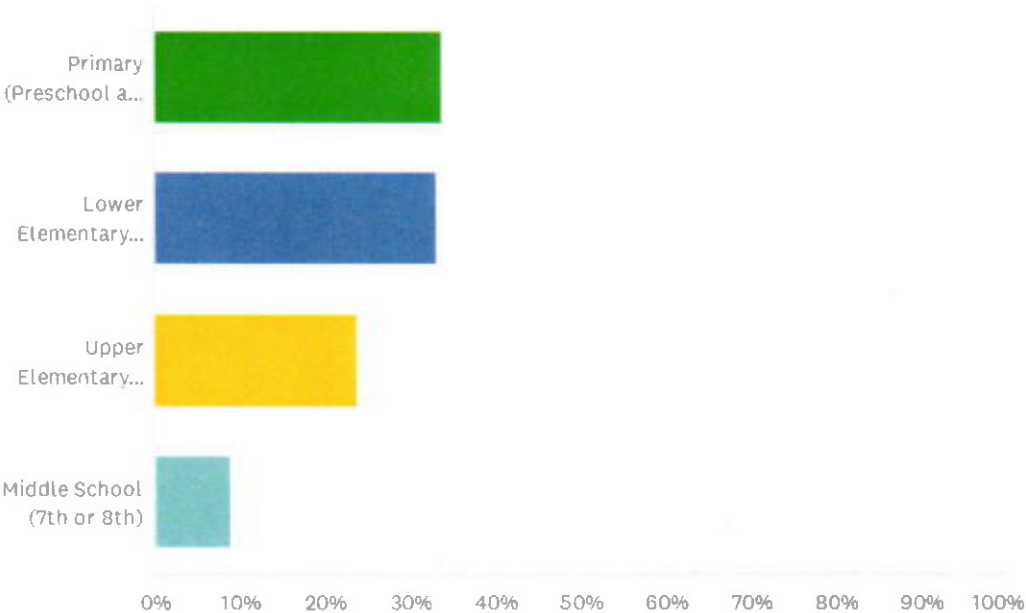
15

3

Q1 Your student's current Grade Level

Answered: 322 Skipped: 0

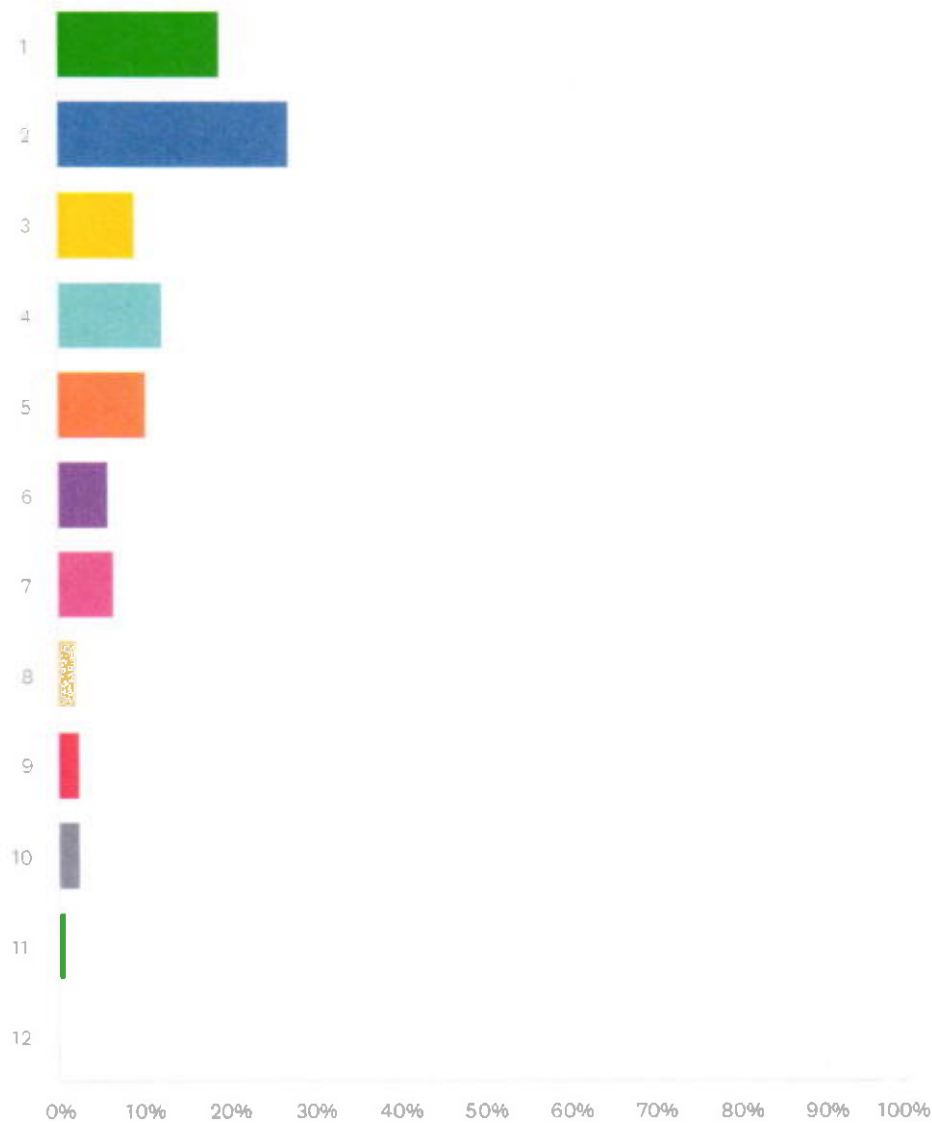
Student Specific
Portion of the Survey



ANSWER CHOICES	RESPONSES	
Primary (Preschool and Kindergarten)	33.85%	109
Lower Elementary (1st, 2nd and 3rd grade)	33.23%	107
Upper Elementary (4th, 5th, and 6th grade)	23.91%	77
Middle School (7th or 8th)	9.01%	29
TOTAL		322

Q2 Including this year, how many years has your student attended our school?

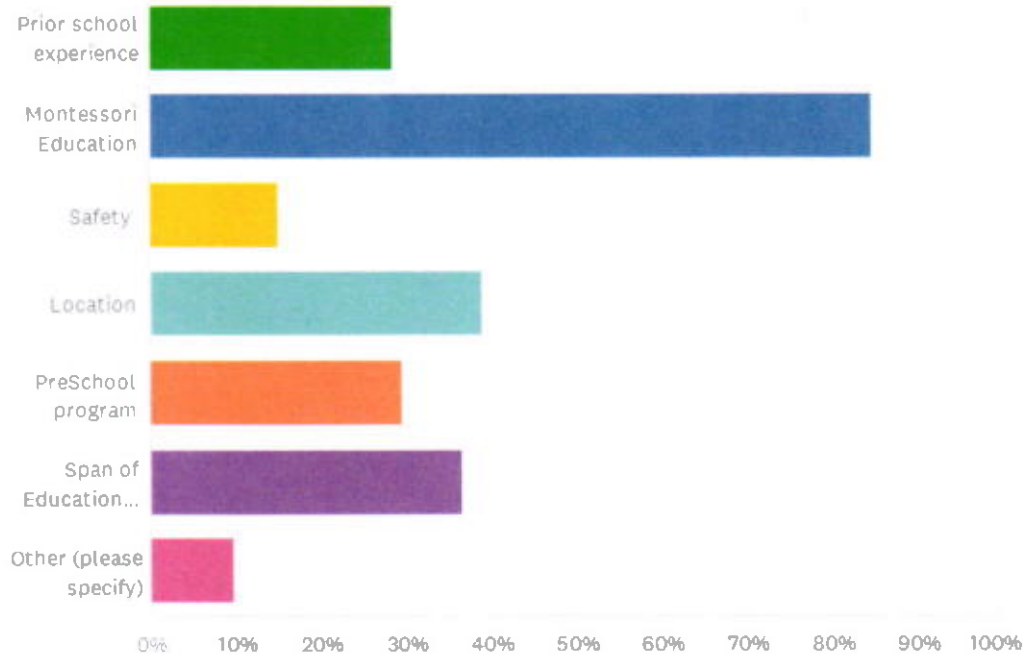
Answered: 314 Skipped: 8



ANSWER CHOICES	RESPONSES	
1	19.11%	60
2	27.39%	86
3	9.24%	29
4	12.42%	39
5	10.51%	33
6	6.05%	19
7	6.69%	21
8	2.23%	7
9	2.55%	8
10	2.55%	8
11	0.96%	3
12	0.32%	1
TOTAL		314

Q3 What were the driving forces in your decision to attend DCS Montessori?

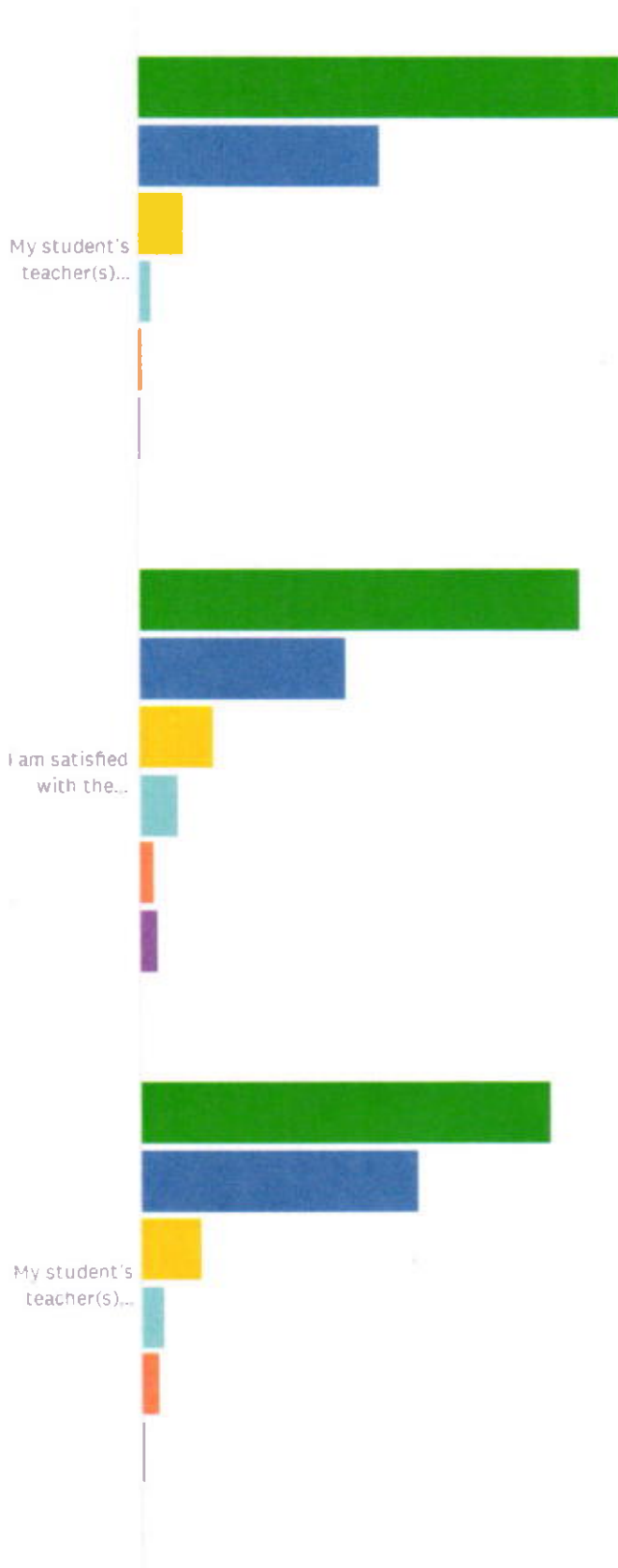
Answered: 172 Skipped: 150

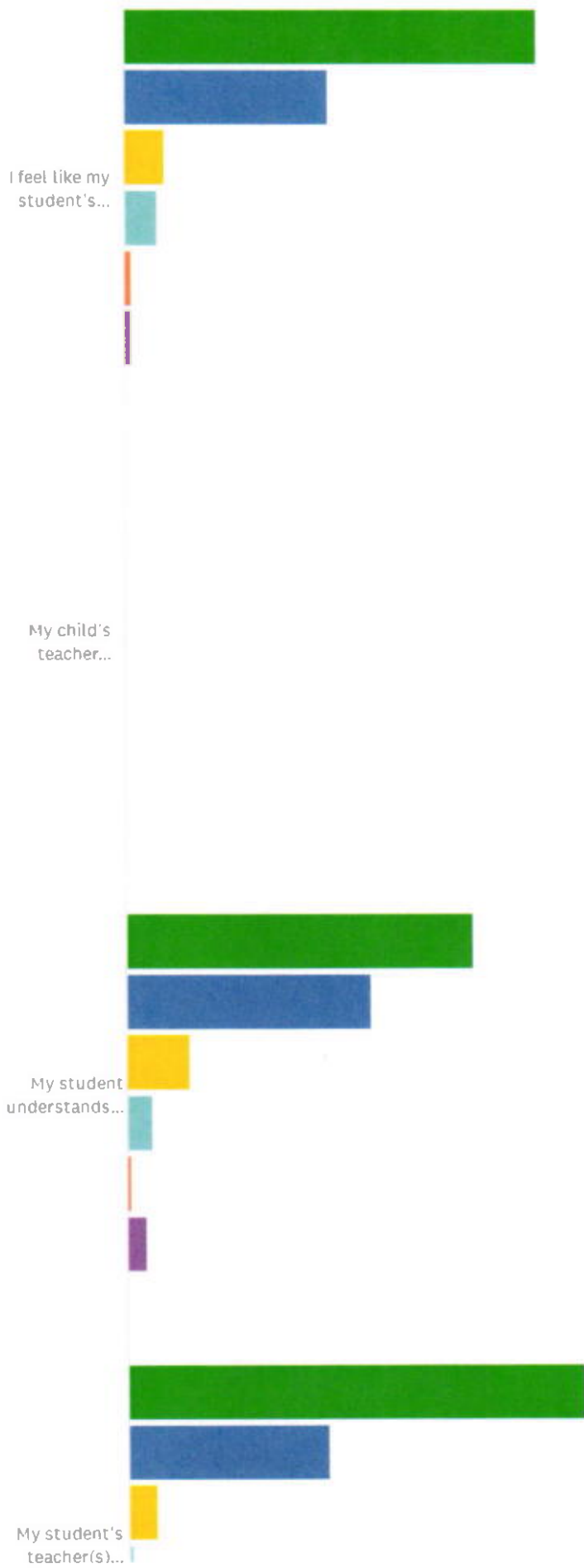


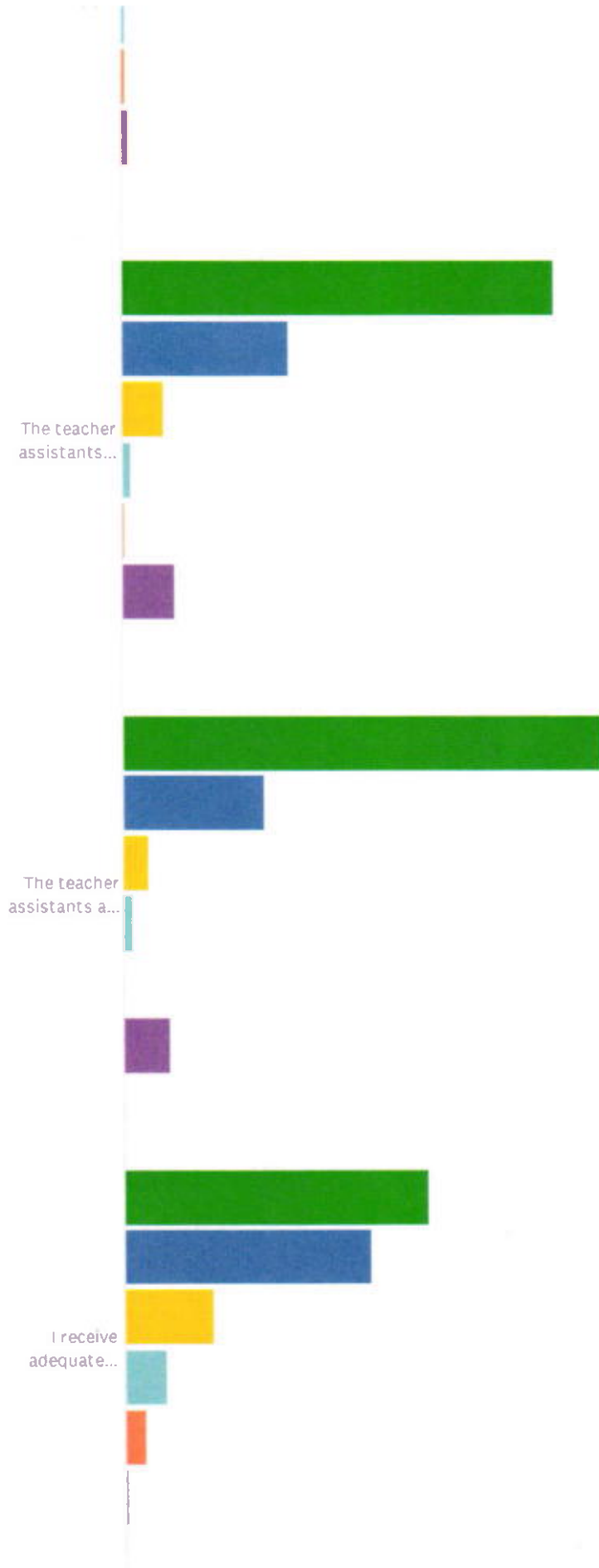
ANSWER CHOICES	RESPONSES	
Prior school experience	28.49%	49
Montessori Education	84.88%	146
Safety	15.12%	26
Location	38.95%	67
PreSchool program	29.65%	51
Span of Education program (PreK-8th)	36.63%	63
Other (please specify)	9.88%	17
Total Respondents: 172		

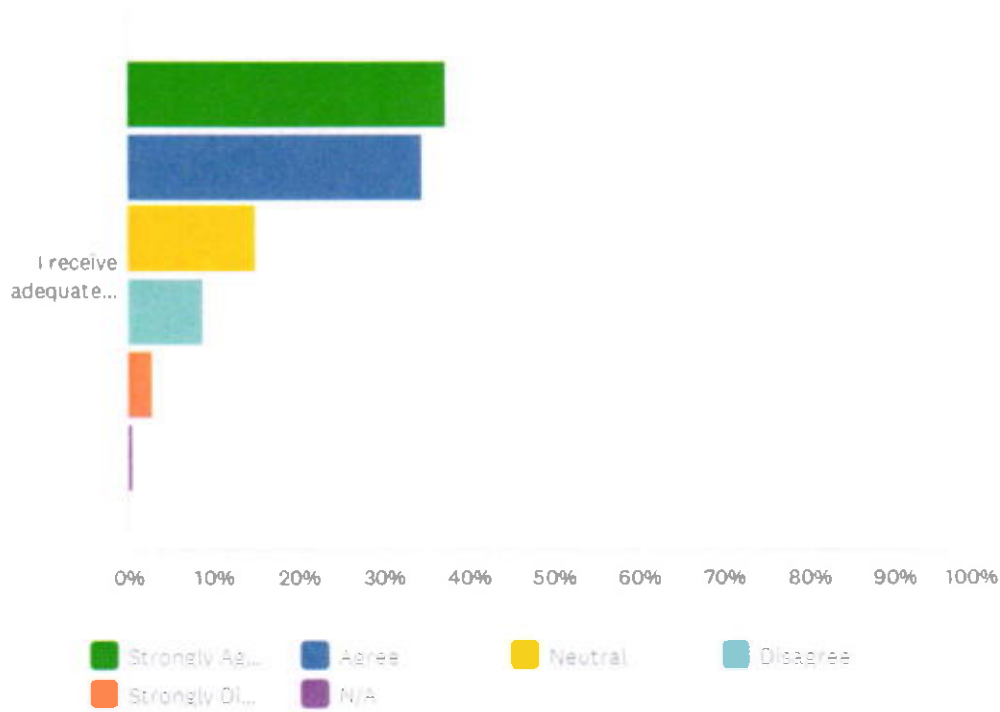
Q4 Teachers/Assistants

Answered: 300 Skipped: 22





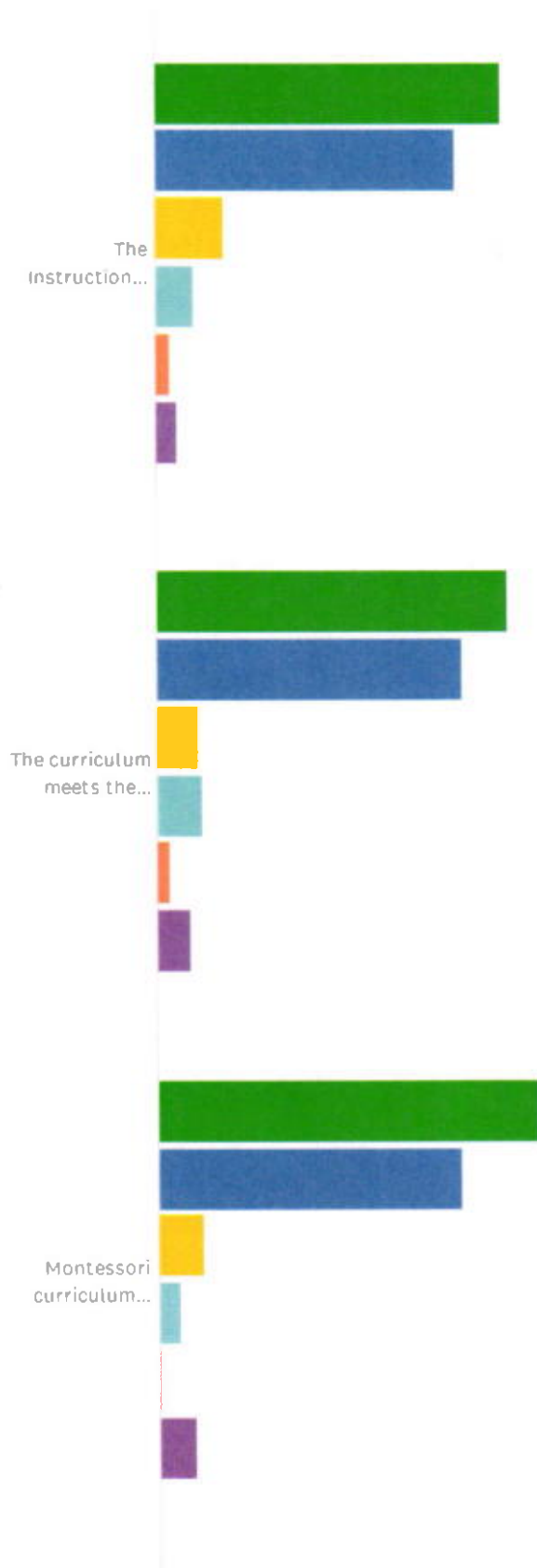


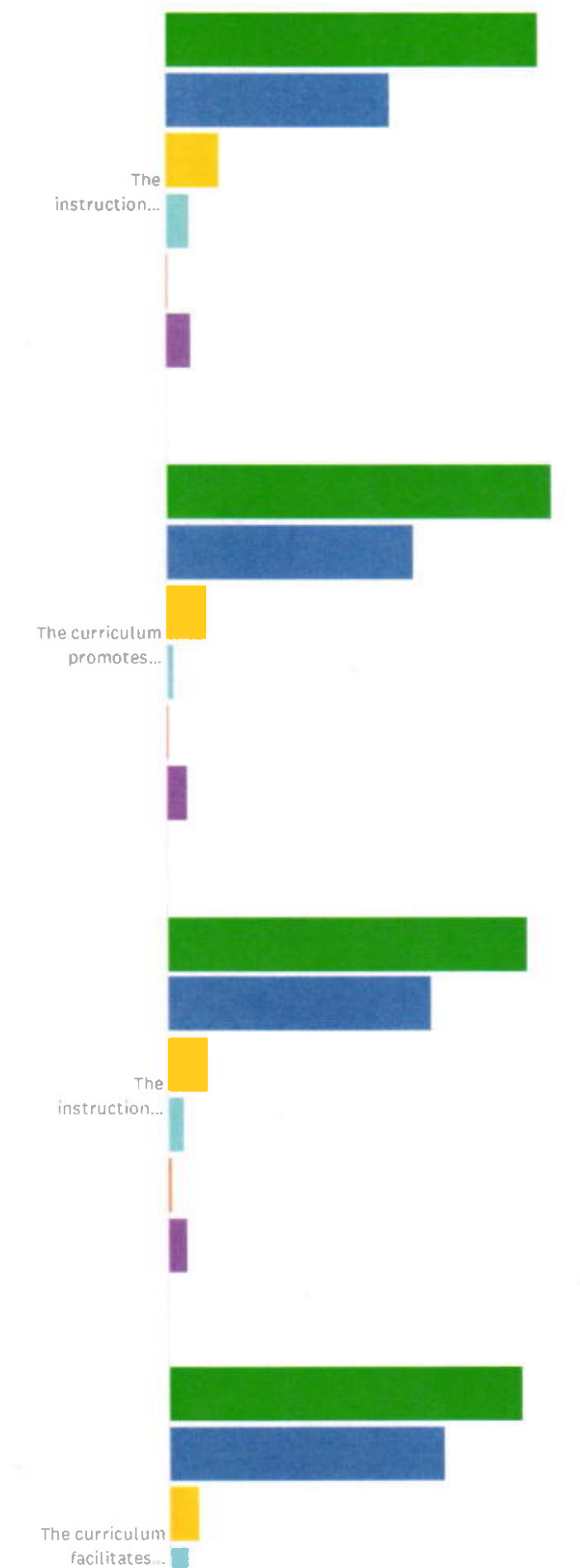


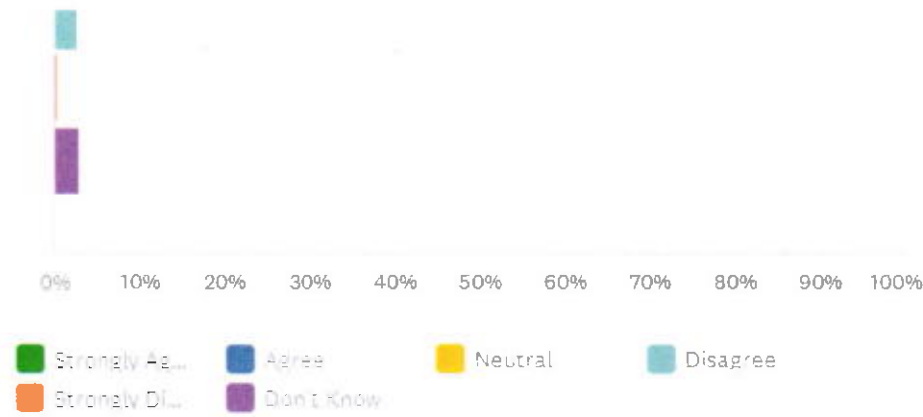
	STRONGLY AGREE	AGREE	NEUTRAL	DISAGREE	STRONGLY DISAGREE	N/A	TOTAL
My student's teacher(s) is/are accessible.	61.20% 183	30.43% 91	5.69% 17	1.67% 5	0.67% 2	0.33% 1	299
I am satisfied with the communication from the teacher(s) when there is an issue with my student.	55.33% 166	26.00% 78	9.33% 28	5.00% 15	2.00% 6	2.33% 7	300
My student's teacher(s) effectively communicates information.	51.67% 155	35.00% 105	7.67% 23	3.00% 9	2.33% 7	0.33% 1	300
I feel like my student's teacher(s) return(s) communication in a timely manner.	58.67% 176	29.00% 87	5.67% 17	4.67% 14	1.00% 3	1.00% 3	300
My child's teacher encourages critical thinking (problem solving) skills.	0.00% 0	0.00% 0	0.00% 0	0.00% 0	0.00% 0	0.00% 0	0
My student understands his/her teacher(s)'s expectations for homework assignments, reports, etc.	49.33% 148	34.67% 104	9.00% 27	3.67% 11	0.67% 2	2.67% 8	300
My student's teacher(s) treats him/her with respect.	65.00% 195	28.67% 86	4.00% 12	0.67% 2	0.67% 2	1.00% 3	300
The teacher assistants treat my student with respect. (If Middle School, please select N/A)	61.20% 183	23.75% 71	6.02% 18	1.34% 4	0.33% 1	7.36% 22	299
The teacher assistants are a valuable member in the classroom. (If Middle School, please select N/A)	68.23% 204	20.07% 60	3.68% 11	1.34% 4	0.00% 0	6.69% 20	299
I receive adequate information on my student's academic progress	43.00% 129	35.00% 105	12.67% 38	6.00% 18	3.00% 9	0.33% 1	300
I receive adequate information on my student's social/emotional/development progress	37.46% 112	34.78% 104	15.05% 45	9.03% 27	3.01% 9	0.67% 2	299

Q5 Curriculum / Instruction

Answered: 300 Skipped: 22



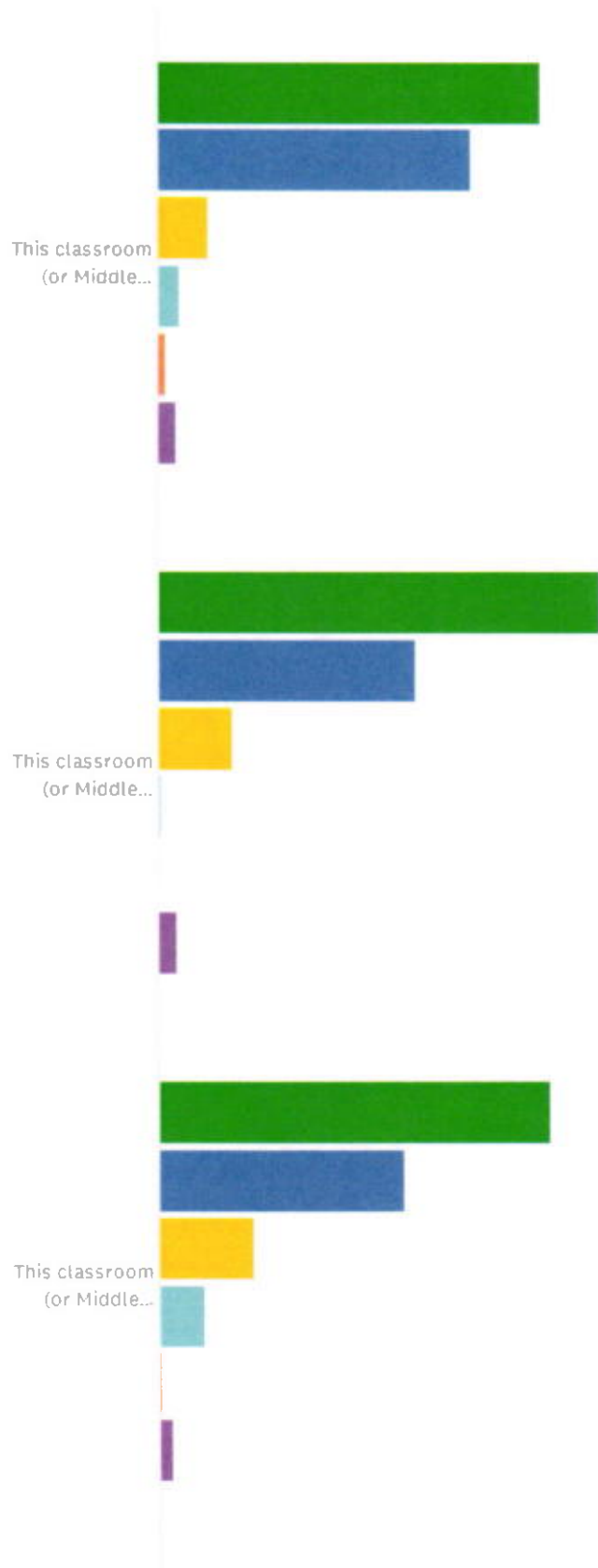


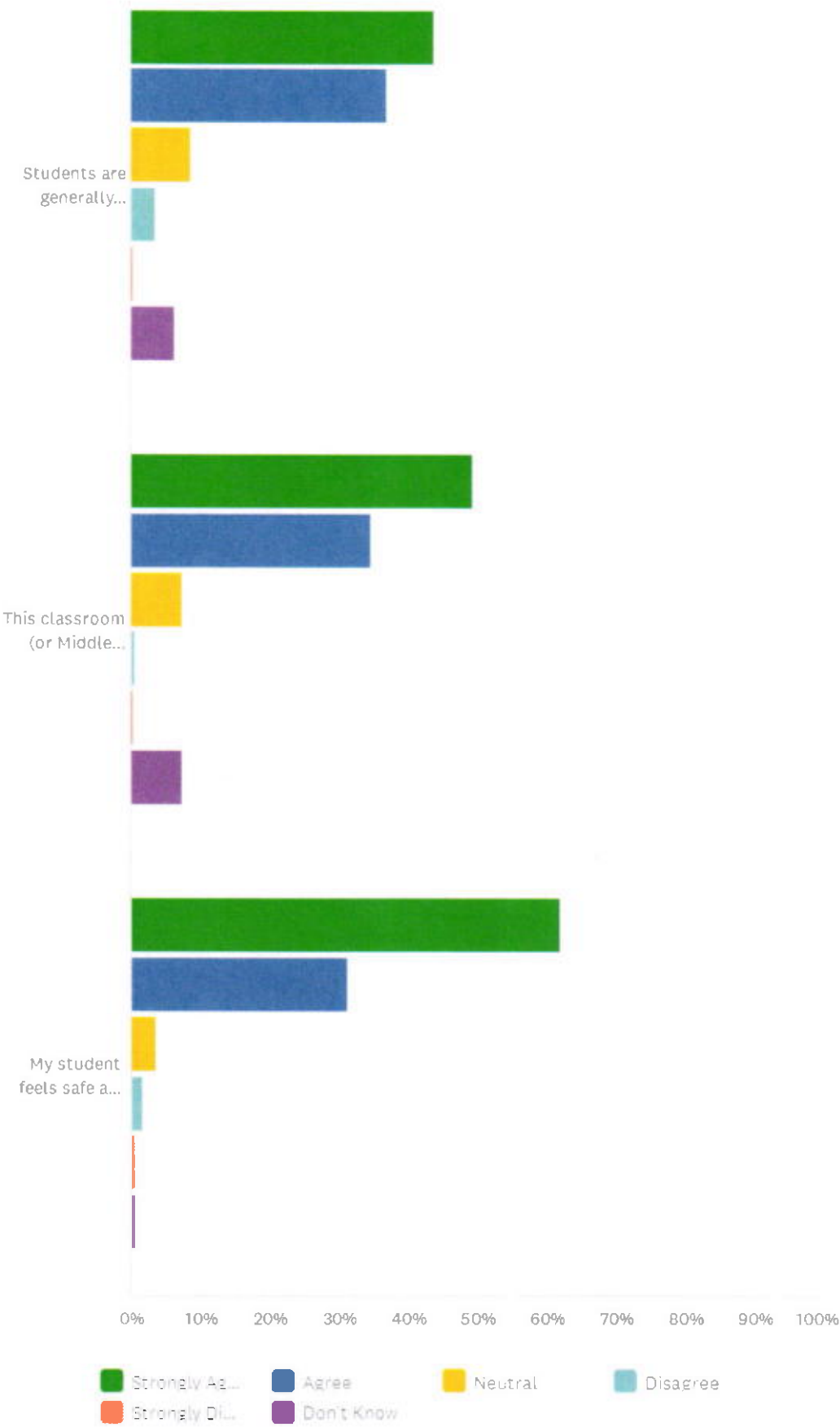


	STRONGLY AGREE	AGREE	NEUTRAL	DISAGREE	STRONGLY DISAGREE	DON'T KNOW	TOTAL
The instruction meets the overall expectations I have for my student's education.	43.67% 131	38.00% 114	8.67% 26	5.00% 15	2.00% 6	2.67% 8	300
The curriculum meets the overall expectations I have for its adherence to Montessori Philosophy.	44.33% 133	38.67% 116	5.33% 16	5.67% 17	1.67% 5	4.33% 13	300
Montessori curriculum meets the academic needs of my student.	48.33% 145	38.33% 115	5.67% 17	2.67% 8	0.33% 1	4.67% 14	300
The instruction promotes learning critical thinking (problem solving) skills	53.00% 159	32.00% 96	7.67% 23	3.33% 10	0.33% 1	3.67% 11	300
The curriculum promotes learning to collaborate	54.85% 164	35.12% 105	5.69% 17	1.00% 3	0.33% 1	3.01% 9	299
The instruction promotes the development of creativity	51.17% 153	37.46% 112	5.69% 17	2.34% 7	0.67% 2	2.68% 8	299
The curriculum facilitates learning communication skills	50.33% 151	39.33% 118	4.33% 13	2.67% 8	0.33% 1	3.00% 9	300

Q6 School Climate

Answered: 300 Skipped: 22

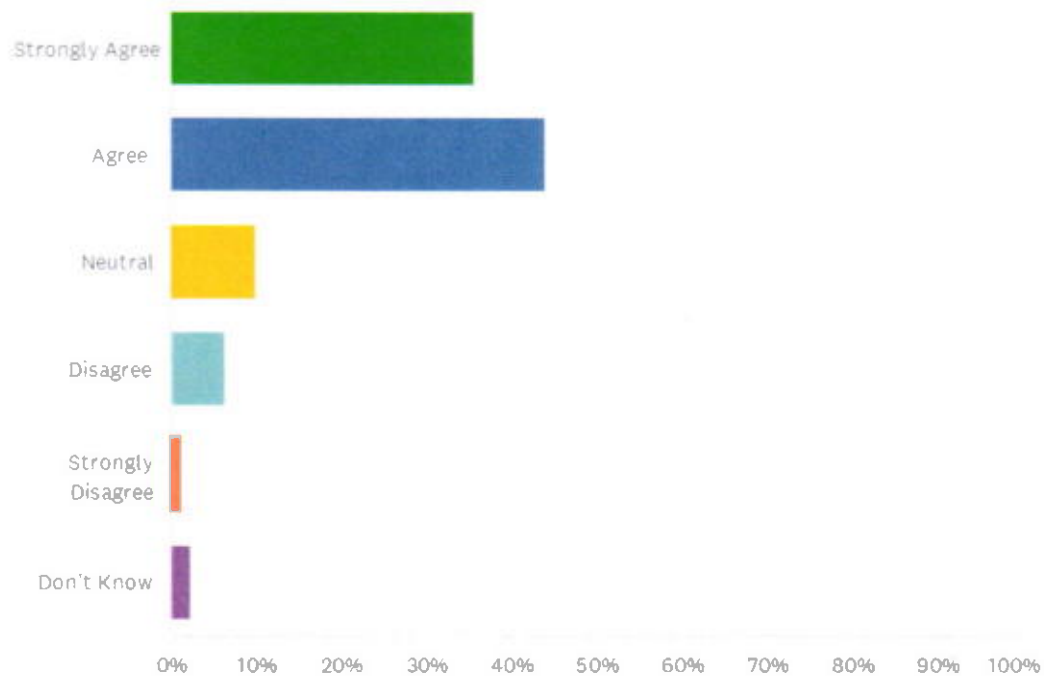




	STRONGLY AGREE	AGREE	NEUTRAL	DISAGREE	STRONGLY DISAGREE	DON'T KNOW	TOTAL
This classroom (or Middle School) provides a socially and emotionally secure environment for my child.	48.15% 143	39.39% 117	6.40% 19	2.69% 8	1.01% 3	2.36% 7	297
This classroom (or Middle School) promotes a genuine enthusiasm for learning	55.67% 167	32.33% 97	9.33% 28	0.33% 1	0.00% 0	2.33% 7	300
This classroom (or Middle School) meets the individual needs of my child.	49.33% 148	31.00% 93	12.00% 36	5.67% 17	0.33% 1	1.67% 5	300
Students are generally respectful of each other in this classroom (or Middle School).	44.00% 132	37.00% 111	8.67% 26	3.67% 11	0.33% 1	6.33% 19	300
This classroom (or Middle School) promotes our school's Positive Behavior acronym C.O.U.G.A.R.S.	49.50% 148	34.78% 104	7.36% 22	0.67% 2	0.33% 1	7.36% 22	299
My student feels safe at school.	62.00% 186	31.33% 94	3.67% 11	1.67% 5	0.67% 2	0.67% 2	300

Q7 My student is appropriately challenged.

Answered: 299 Skipped: 23



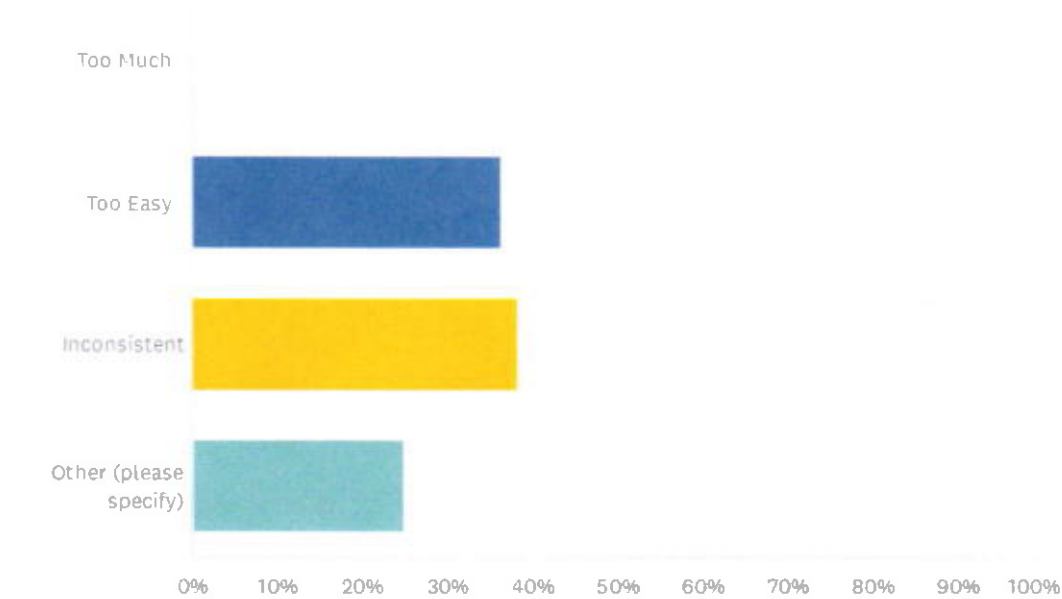
ANSWER CHOICES

RESPONSES

Strongly Agree	35.79%	107
Agree	44.15%	132
Neutral	10.03%	30
Disagree	6.35%	19
Strongly Disagree	1.34%	4
Don't Know	2.34%	7
TOTAL		299

Q8 Tell us more about your opinion on your student's level of challenge...

Answered: 52 Skipped: 270



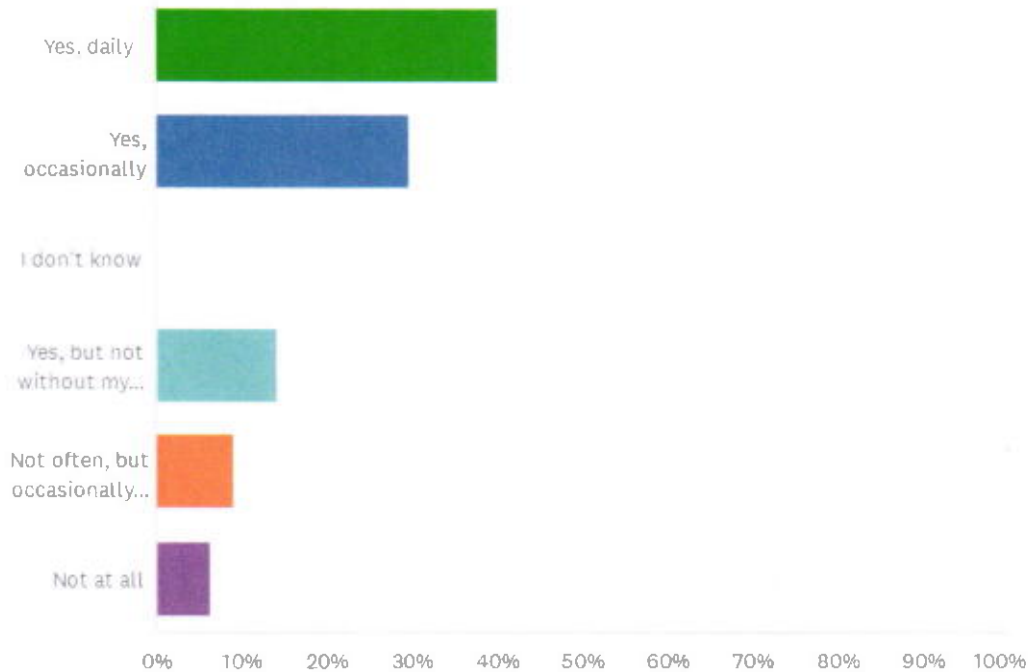
ANSWER CHOICES

RESPONSES

Too Much	0.00%	0
Too Easy	36.54%	19
Inconsistent	38.46%	20
Other (please specify)	25.00%	13
TOTAL		52

Q9 Does your student Read independently (by themselves) at home without your prompting?

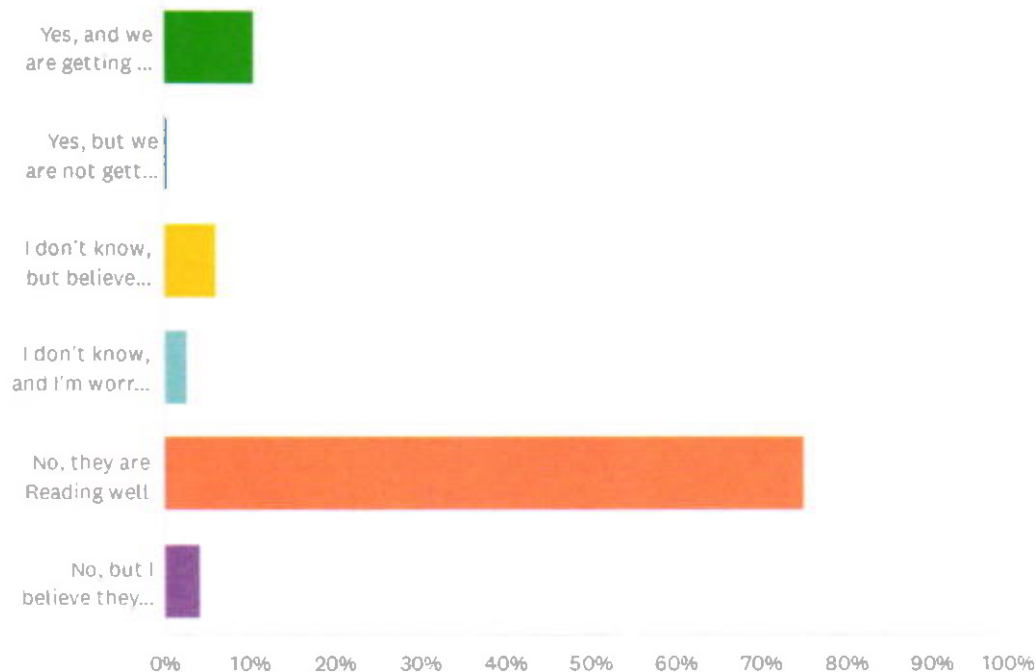
Answered: 295 Skipped: 27



ANSWER CHOICES	RESPONSES	
Yes, daily	40 34%	119
Yes, occasionally	29 83%	88
I don't know	0 00%	0
Yes, but not without my prompting	14 24%	42
Not often, but occasionally with prompting they will	9 15%	27
Not at all	6 44%	19
TOTAL		295

Q10 Has your student been identified as needing support with their Reading development? (NOTE: Not applicable for PreK students.)

Answered: 279 Skipped: 43



ANSWER CHOICES

Yes, and we are getting the support they need

Yes, but we are not getting the support they need

I don't know, but believe they are Reading well

I don't know, and I'm worried about their Reading level

No, they are Reading well

No, but I believe they need support to keep up

RESPONSES

10.75% 30

0.72% 2

6.09% 17

2.87% 8

75.27% 210

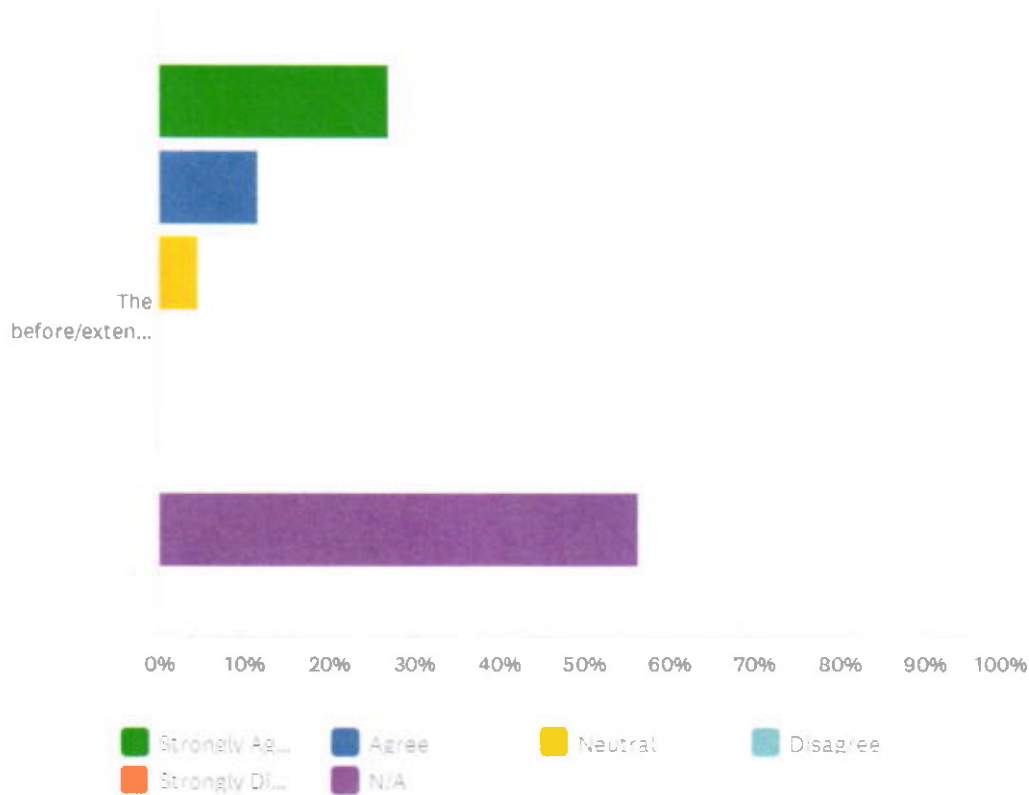
4.30% 12

TOTAL

279

Q11 Before, Extended and After Childcare (Cougar's Den): [Tuition based, daily care provided before or after the school day]

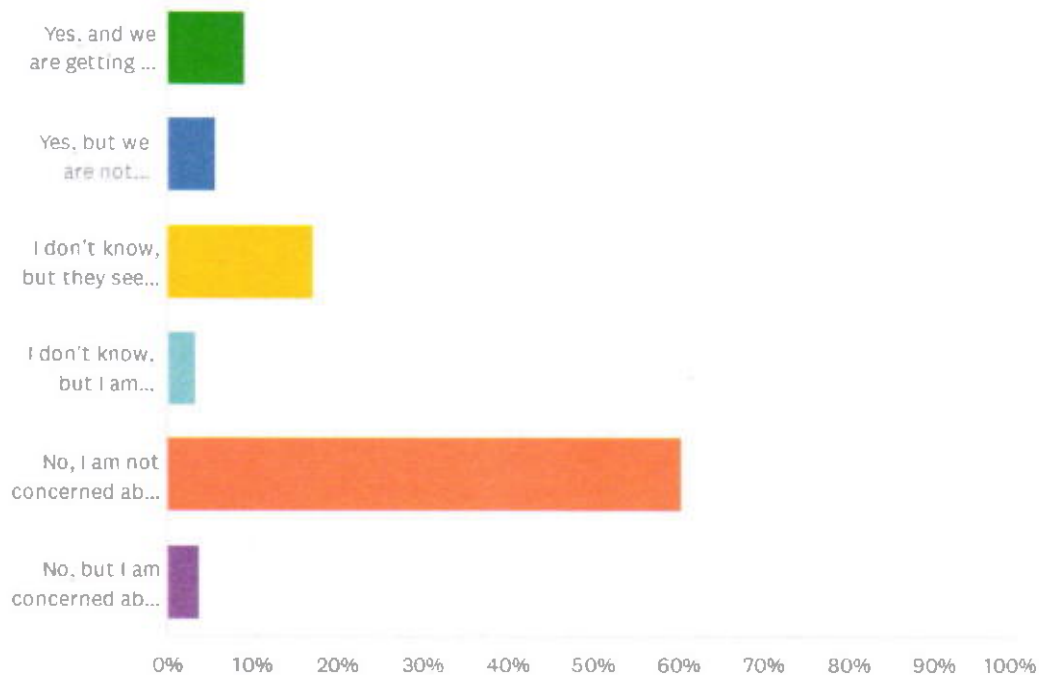
Answered: 292 Skipped: 30



	STRONGLY AGREE	AGREE	NEUTRAL	DISAGREE	STRONGLY DISAGREE	N/A	TOTAL
The before/extended/after care program (Cougar's Den) offers a safe environment for my child.	27.05% 79	11.64% 34	4.79% 14	0.00% 0	0.00% 0	56.51% 165	292

Q12 Does your student need Mental Health support?

Answered: 294 Skipped: 28



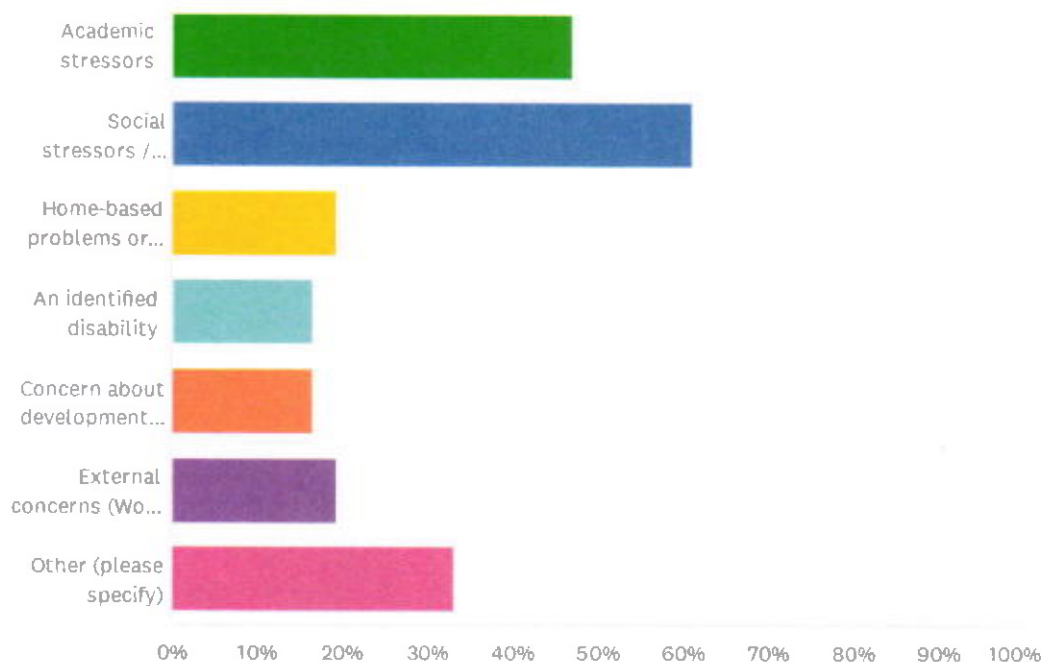
ANSWER CHOICES

RESPONSES

Yes, and we are getting the support we need	9.18%	27
Yes, but we are not receiving support	5.78%	17
I don't know, but they seem to be doing well	17.35%	51
I don't know, but I am worried about their Mental Health	3.40%	10
No, I am not concerned about their Mental Health	60.54%	178
No, but I am concerned about getting support if this changes	3.74%	11
TOTAL		294

Q13 Tell us more about your student's Mental Health support needs, which of the following are areas of need for Mental Health support?

Answered: 36 Skipped: 286



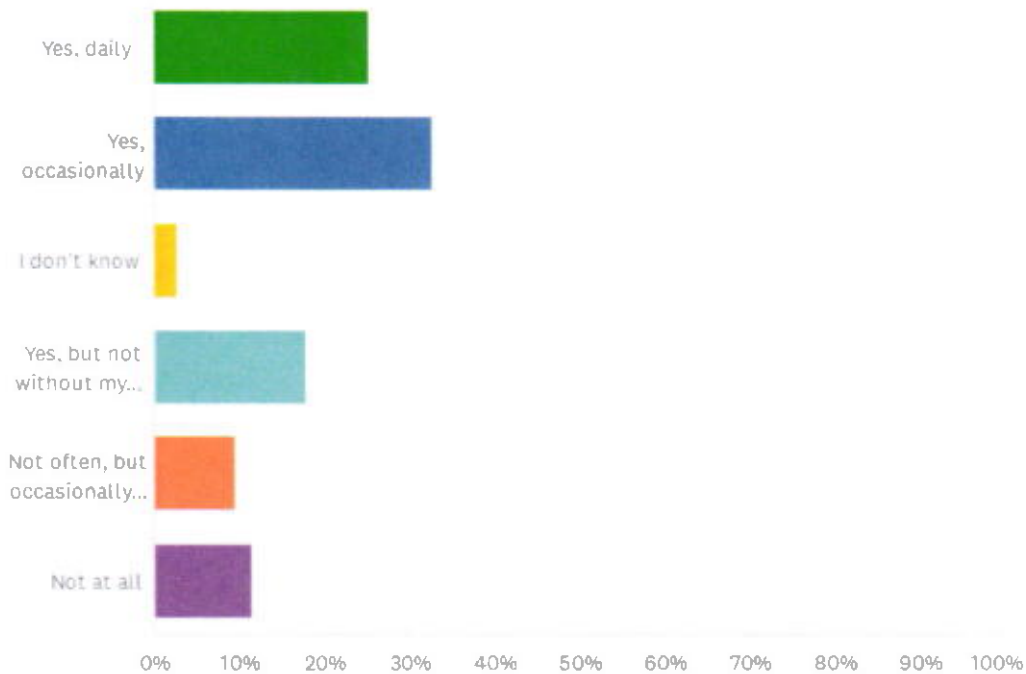
ANSWER CHOICES

RESPONSES

Academic stressors	47.22%	17
Social stressors / Friends	61.11%	22
Home-based problems or conflict	19.44%	7
An identified disability	16.67%	6
Concern about development differences	16.67%	6
External concerns (World issues, pandemic, climate change, war, etc.)	19.44%	7
Other (please specify)	33.33%	12
Total Respondents: 36		

Q14 Does your student complete Math independently at home? (i.e., Lower El Homework, ALEKS, assigned Middle School math work, etc.)

Answered: 280 Skipped: 42



ANSWER CHOICES

Yes, daily

Yes, occasionally

I don't know

Yes, but not without my prompting

Not often, but occasionally with prompting they will

Not at all

RESPONSES

25.36% 71

32.86% 92

2.86% 8

17.86% 50

9.64% 27

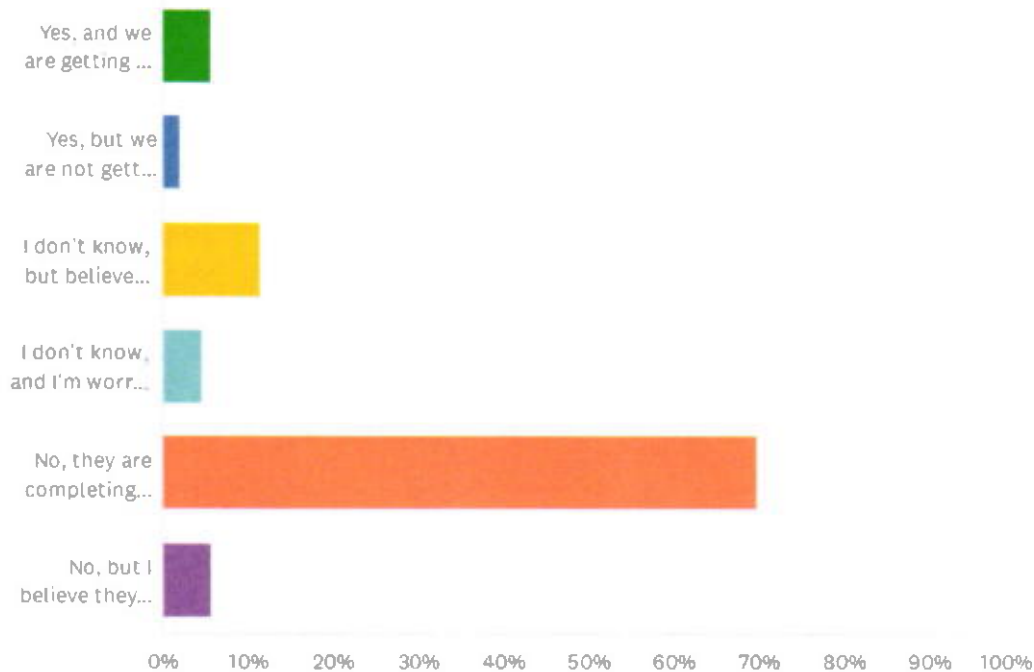
11.43% 32

TOTAL

280

Q15 Has your student been identified as needing support with their Math growth and development? (NOTE: Not applicable for PreK students.)

Answered: 276 Skipped: 46



ANSWER CHOICES

Yes, and we are getting the support they need

Yes, but we are not getting the support they need

I don't know, but believe they are completing their Math work well

I don't know, and I'm worried about their Math ability

No, they are completing their Math work well

No, but I believe they need support to keep up

TOTAL

RESPONSES

5.80% 16

2.17% 6

11.59% 32

4.71% 13

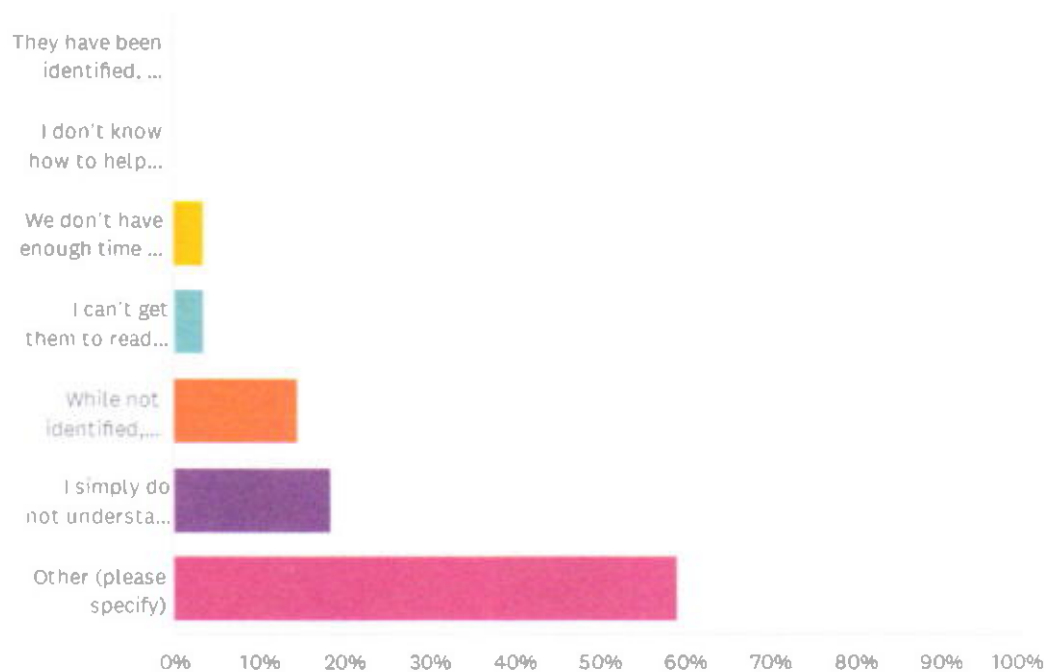
69.93% 193

5.80% 16

276

Q16 Tell us more about your student's need for Reading support.

Answered: 27 Skipped: 295



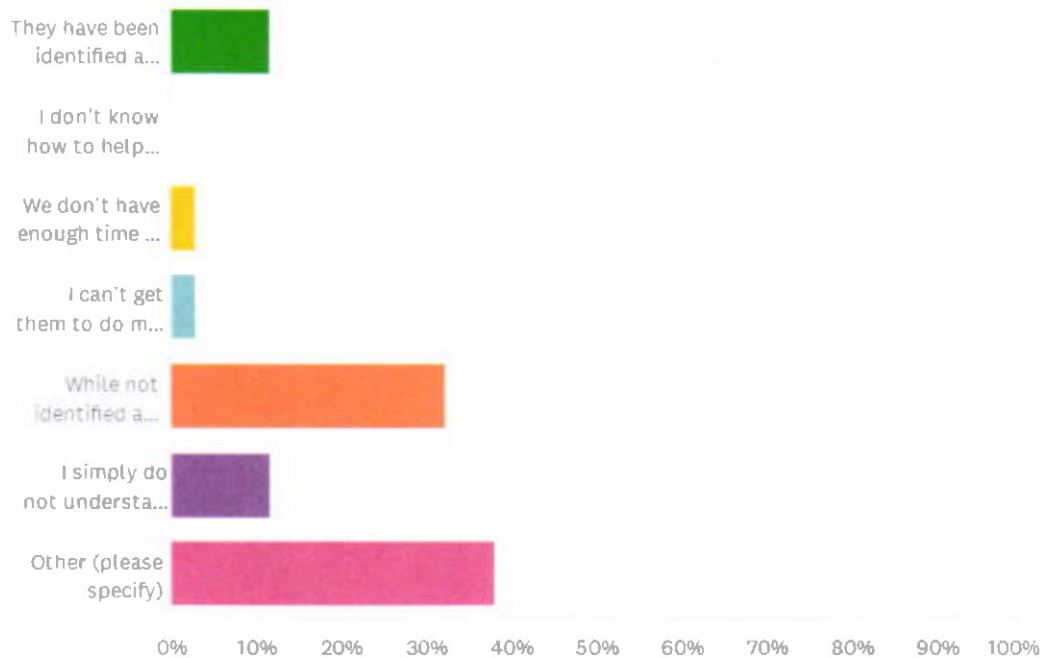
ANSWER CHOICES

RESPONSES

They have been identified, but need more time with a Reading interventionist	0.00%	0
I don't know how to help them, so we need more help from the school	0.00%	0
We don't have enough time at home to Read, so they need to read more at school	3.70%	1
I can't get them to read at home, so we need more support Reading at/from school	3.70%	1
While not identified, their scores are low, so we need reading supports in place at school	14.81%	4
I simply do not understand how reading support works so I am concerned	18.52%	5
Other (please specify)	59.26%	16
TOTAL		27

Q17 Tell us more about your student's need for Math support.

Answered: 34 Skipped: 288



ANSWER CHOICES

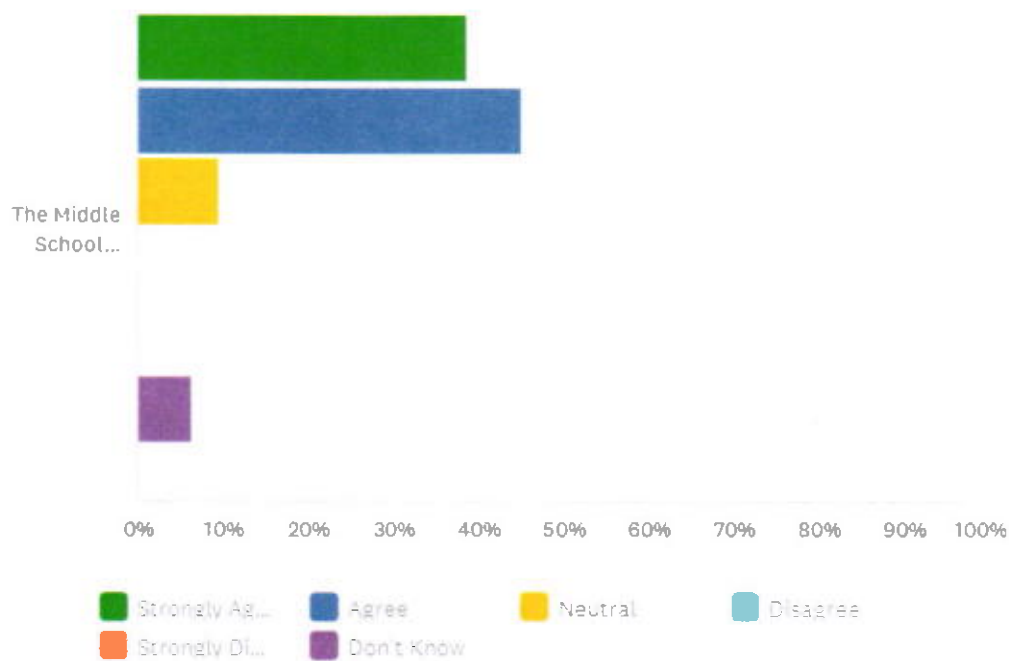
RESPONSES

They have been Identified as needing math support, but need more time with Math support personnel	11.76%	4
I don't know how to help them, so we need more help from the school	0.00%	0
We don't have enough time at home to do Math, so they need more at school	2.94%	1
I can't get them to do math at home, so we need more support with Math at/from school	2.94%	1
While not identified as needing math support, their scores are low, so we need Math supports in place at school	32.35%	11
I simply do not understand how Math support works so I am concerned	11.76%	4
Other (please specify)	38.24%	13
TOTAL		34

Q18 Middle School Program

Answered: 31 Skipped: 291

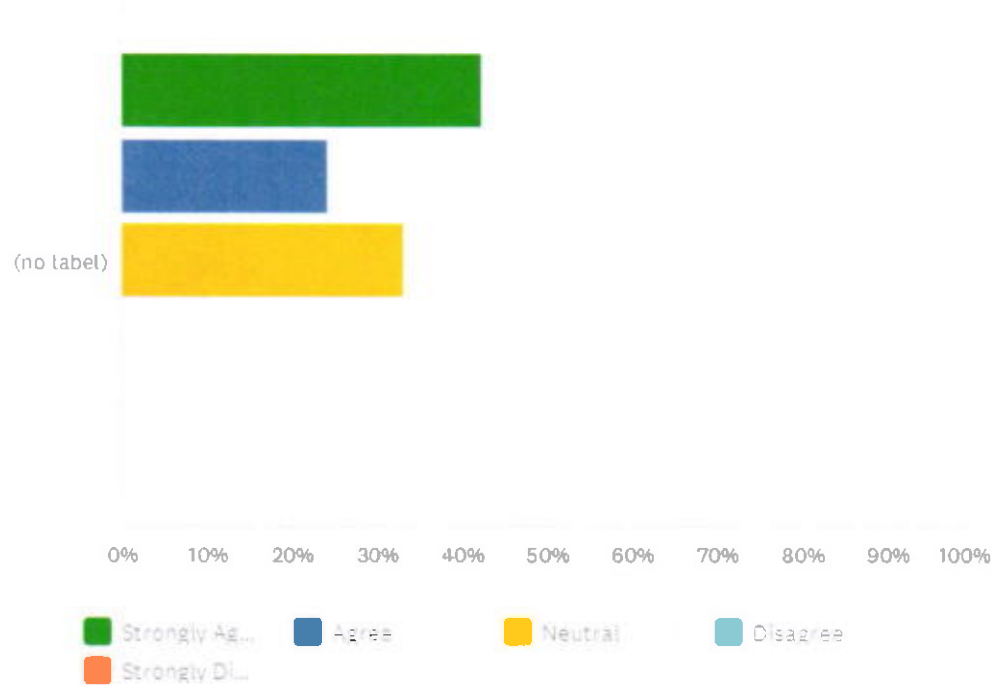




	STRONGLY AGREE	AGREE	NEUTRAL	DISAGREE	STRONGLY DISAGREE	DON'T KNOW	TOTAL	WEIGHTED AVERAGE
The Middle School program meets my overall expectations	45.16% 14	45.16% 14	0.00% 0	3.23% 1	0.00% 0	6.45% 2	31	1.87
The Middle School Physical Education program meets my overall expectations	32.26% 10	38.71% 12	19.35% 6	0.00% 0	0.00% 0	9.68% 3	31	2.26
The Middle School Spanish program meets my overall expectations	19.35% 6	12.90% 4	22.58% 7	12.90% 4	3.23% 1	29.03% 9	31	3.55
The Middle School curriculum is appropriately challenging	38.71% 12	45.16% 14	9.68% 3	0.00% 0	0.00% 0	6.45% 2	31	1.97

Q19 I am confident in my understanding of how Montessori philosophy develops from the elementary level to the middle school level

Answered: 33 Skipped: 289



	STRONGLY AGREE	AGREE	NEUTRAL	DISAGREE	STRONGLY DISAGREE	TOTAL	WEIGHTED AVERAGE
(no label)	42.42% 14	24.24% 8	33.33% 11	0.00% 0	0.00% 0	33	1.91